

Daily Summary for Amman Stock Exchange

1- VALUE TRADED (JD)

	2018	2019	NET CHANGE	CHANGE (%)
Daily	3,227,345	8,261,999	5,034,654	156.00%
Cumulative(2/6-25/6)	51,850,861	74,129,539	22,278,678	42.97%
Cumulative(2/1-25/6)	758,067,739	645,014,373	-113,053,366	-14.91%

2- NO. OF SHARES TRADED

	2018	2019	NET CHANGE	CHANGE (%)
Daily	2,602,056	6,676,428	4,074,372	156.58%
Cumulative(2/6-25/6)	42,083,407	73,860,200	31,776,793	75.51%
Cumulative(2/1-25/6)	585,714,313	515,290,672	-70,423,641	-12.02%

3- NO. OF TRANSACTIONS

	2018	2019	NET CHANGE	CHANGE (%)
Daily	1,282	3,145	1,863	145.32%
Cumulative(2/6-25/6)	19,626	35,853	16,227	82.68%
Cumulative(2/1-25/6)	267,097	235,396	-31,701	-11.87%

4- SOME FINANCIAL RATIOS FOR THE ASE (25/6/2019)

SECTOR	P/E	P/BV	DIVIDEND YIELD (%)	TURNOVER (%)
FINANCIAL	11.341	1.015	5.664	0.107
SERVICES	15.934	1.111	5.501	0.069
INDUSTRY	19.344	1.305	4.062	0.117
OVERALL	11.873	1.095	5.607	0.099

5- STOCK PRICE INDEX WEIGHTED BY FREE FLOAT MARKET CAPITALIZATION (1999=1000)

	MONDAY 24/06/2019	TUESDAY 25/06/2019	% CHANGE	
			DAY BEFORE	YTD
GENERAL	1855.9	1852.9	-0.16%	-2.93%
FINANCIAL	2551.6	2543.1	-0.33%	-4.13%
SERVICES	1266.2	1266.5	0.02%	-1.04%
INDUSTRY	1851.1	1851.8	0.04%	-1.64%

6- STOCK PRICE INDEX WEIGHTED BY MARKET CAPITALIZATION (1991=1000)

	MONDAY 24/06/2019	TUESDAY 25/06/2019	% CHANGE	
			DAY BEFORE	YTD
GENERAL	3592.4	3585.2	-0.20%	-5.58%
BANKS	7557.0	7527.0	-0.40%	-8.72%
INSURANCE	1319.6	1317.3	-0.17%	-4.30%
SERVICES	745.4	742.5	-0.39%	-6.82%
INDUSTRY	2416.2	2427.6	0.47%	5.03%

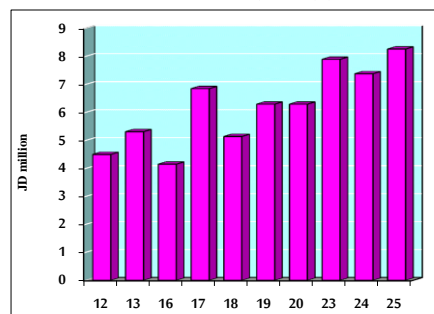
7- STOCK PRICE MARKET INDEX WEIGHTED BY FREE FLOAT MARKET CAP. (2012=1000)

	MONDAY 24/06/2019	TUESDAY 25/06/2019	% CHANGE	
			DAY BEFORE	YTD
FIRST MARKET	979.6	978.7	-0.10%	-3.23%
SECOND MARKET	851.6	847.4	-0.50%	1.90%

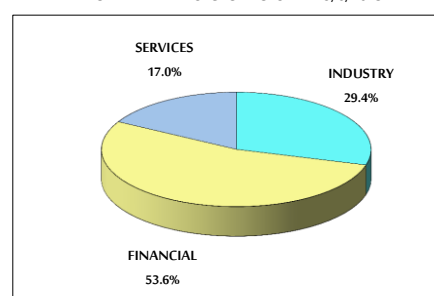
8- MARKET CAPITALIZATION (JD)

	2018	2019	NET CHANGE	CHANGE (%)
ASE MARKET CAPITALIZATION	15,264,554,935	15,233,098,916	-31,456,019	-0.21%

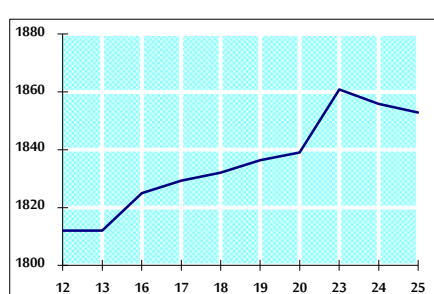
VALUE TRADED FROM 12/6 TO 25/6/2019



VALUE TRADED BY SECTOR TUESDAY 25/6/2019



GENERAL FREE FLOAT PRICE INDEX FROM 12/6 TO 25/6/2019



GENERAL PRICE INDEX FROM 12/6 TO 25/6/2019

