

Daily Summary for Amman Stock Exchange

1- VALUE TRADED (JD)

	2018	2019	NET CHANGE	CHANGE (%)
Daily	4,637,162	7,380,132	2,742,970	59.15%
Cumulative(2/6-24/6)	48,623,516	65,867,540	17,244,024	35.46%
Cumulative(2/1-24/6)	754,840,394	636,752,374	-118,088,020	-15.64%

2- NO. OF SHARES TRADED

	2018	2019	NET CHANGE	CHANGE (%)
Daily	3,938,329	6,555,909	2,617,580	66.46%
Cumulative(2/6-24/6)	39,481,351	67,183,772	27,702,421	70.17%
Cumulative(2/1-24/6)	583,112,257	508,614,244	-74,498,013	-12.78%

3- NO. OF TRANSACTIONS

	2018	2019	NET CHANGE	CHANGE (%)
Daily	1,690	3,381	1,691	100.06%
Cumulative(2/6-24/6)	18,344	32,708	14,364	78.30%
Cumulative(2/1-24/6)	265,815	232,251	-33,564	-12.63%

4- SOME FINANCIAL RATIOS FOR THE ASE (24/6/2019)

SECTOR	P/E	P/BV	DIVIDEND YIELD (%)	TURNOVER (%)
FINANCIAL	11.387	1.019	5.642	0.098
SERVICES	15.952	1.112	5.495	0.093
INDUSTRY	19.284	1.301	4.075	0.099
OVERALL	11.897	1.098	5.596	0.097

5- STOCK PRICE INDEX WEIGHTED BY FREE FLOAT MARKET CAPITALIZATION (1999=1000)

	SUNDAY 23/06/2019	MONDAY 24/06/2019	% CHANGE	
			DAY BEFORE	YTD
GENERAL	1860.8	1855.9	-0.26%	-2.77%
FINANCIAL	2562.5	2551.6	-0.42%	-3.81%
SERVICES	1265.1	1266.2	0.09%	-1.06%
INDUSTRY	1854.7	1851.1	-0.19%	-1.68%

6- STOCK PRICE INDEX WEIGHTED BY MARKET CAPITALIZATION (1991=1000)

	SUNDAY 23/06/2019	MONDAY 24/06/2019	% CHANGE	
			DAY BEFORE	YTD
GENERAL	3604.9	3592.4	-0.35%	-5.39%
BANKS	7613.3	7557.0	-0.74%	-8.36%
INSURANCE	1318.8	1319.6	0.06%	-4.13%
SERVICES	747.5	745.4	-0.27%	-6.45%
INDUSTRY	2399.7	2416.2	0.69%	4.54%

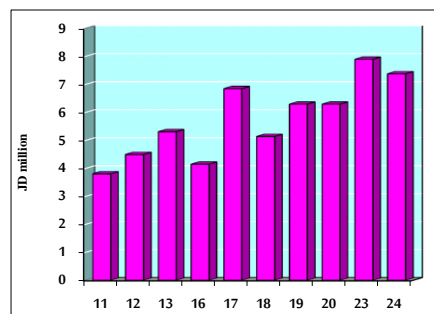
7- STOCK PRICE MARKET INDEX WEIGHTED BY FREE FLOAT MARKET CAP. (2012=1000)

	SUNDAY 23/06/2019	MONDAY 24/06/2019	% CHANGE	
			DAY BEFORE	YTD
FIRST MARKET	982.6	979.6	-0.30%	-3.13%
SECOND MARKET	854.9	851.6	-0.38%	2.41%

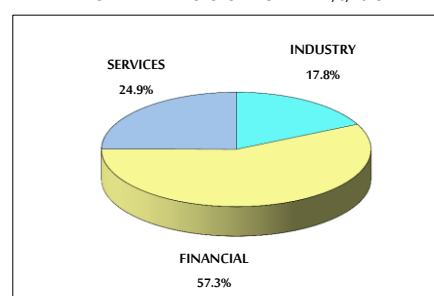
8- MARKET CAPITALIZATION (JD)

ASE MARKET CAPITALIZATION	15,315,457,354	15,264,554,935	-0.33%	-5.32%
---------------------------	----------------	----------------	--------	--------

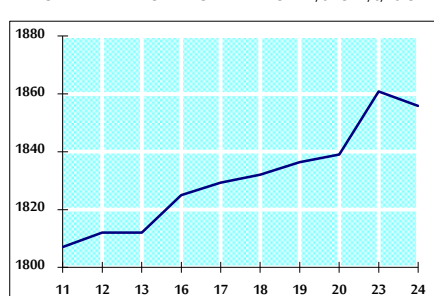
VALUE TRADED FROM 11/6 TO 24/6/2019



VALUE TRADED BY SECTOR MONDAY 24/6/2019



GENERAL FREE FLOAT PRICE INDEX FROM 11/6 TO 24/6/2019



GENERAL PRICE INDEX FROM 11/6 TO 24/6/2019

