

## Daily Summary for Amman Stock Exchange

### 1- VALUE TRADED ( JD )

	2018	2019	NET CHANGE	CHANGE (%)
Daily	5,450,631	7,896,010	2,445,379	44.86%
Cumulative(2/6-23/6)	43,986,354	58,487,408	14,501,054	32.97%
Cumulative(2/1-23/6)	750,203,232	629,372,242	-120,830,990	-16.11%

### 2- NO. OF SHARES TRADED

	2018	2019	NET CHANGE	CHANGE (%)
Daily	4,366,608	7,804,499	3,437,891	78.73%
Cumulative(2/6-23/6)	35,543,022	60,627,863	25,084,841	70.58%
Cumulative(2/1-23/6)	579,173,928	502,058,335	-77,115,593	-13.31%

### 3- NO. OF TRANSACTIONS

	2018	2019	NET CHANGE	CHANGE (%)
Daily	1,182	3,297	2,115	178.93%
Cumulative(2/6-23/6)	16,654	29,327	12,673	76.10%
Cumulative(2/1-23/6)	264,125	228,870	-35,255	-13.35%

### 4- SOME FINANCIAL RATIOS FOR THE ASE (23/6/2019)

SECTOR	P/E	P/BV	DIVIDEND YIELD (%)	TURNOVER (%)
FINANCIAL	11.462	1.026	5.605	0.102
SERVICES	15.982	1.114	5.485	0.130
INDUSTRY	19.175	1.294	4.098	0.153
OVERALL	11.938	1.101	5.576	0.116

### 5- STOCK PRICE INDEX WEIGHTED BY FREE FLOAT MARKET CAPITALIZATION (1999=1000)

	THURSDAY 20/06/2019	SUNDAY 23/06/2019	% CHANGE	
			DAY BEFORE	YTD
GENERAL	1839.1	1860.8	1.18%	-2.51%
FINANCIAL	2547.3	2562.5	0.59%	-3.40%
SERVICES	1233.5	1265.1	2.56%	-1.15%
INDUSTRY	1840.3	1854.7	0.78%	-1.49%

### 6- STOCK PRICE INDEX WEIGHTED BY MARKET CAPITALIZATION (1991=1000)

	THURSDAY 20/06/2019	SUNDAY 23/06/2019	% CHANGE	
			DAY BEFORE	YTD
GENERAL	3576.1	3604.9	0.80%	-5.06%
BANKS	7573.0	7613.3	0.53%	-7.67%
INSURANCE	1317.9	1318.8	0.07%	-4.19%
SERVICES	735.2	747.5	1.67%	-6.20%
INDUSTRY	2375.1	2399.7	1.04%	3.82%

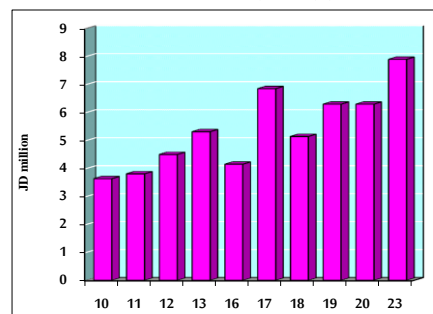
### 7- STOCK PRICE MARKET INDEX WEIGHTED BY FREE FLOAT MARKET CAP. (2012=1000)

	THURSDAY 20/06/2019	SUNDAY 23/06/2019	% CHANGE	
			DAY BEFORE	YTD
FIRST MARKET	970.5	982.6	1.25%	-2.84%
SECOND MARKET	847.3	854.9	0.90%	2.80%

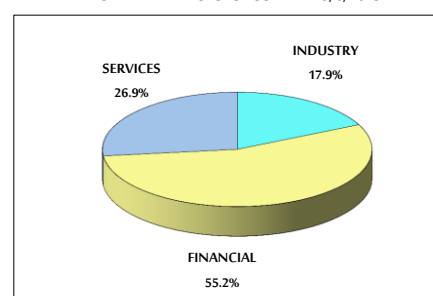
### 8- MARKET CAPITALIZATION (JD)

	2018	2019	NET CHANGE	CHANGE (%)
ASE MARKET CAPITALIZATION	15,205,322,311	15,315,457,354	0.72%	-5.01%

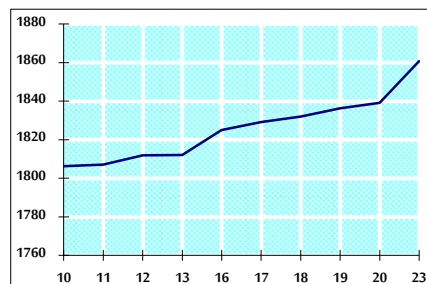
VALUE TRADED FROM 10/6 TO 23/6/2019



VALUE TRADED BY SECTOR SUNDAY 23/6/2019



GENERAL FREE FLOAT PRICE INDEX FROM 10/6 TO 23/6/2019



GENERAL PRICE INDEX FROM 10/6 TO 23/6/2019

