

Daily Summary for Amman Stock Exchange

1- VALUE TRADED (JD)

	2018	2019	NET CHANGE	CHANGE (%)
Daily	4,256,275	3,837,873	-418,402	-9.83%
Cumulative(1/4-7/4)	27,161,957	21,693,951	-5,468,006	-20.13%
Cumulative(2/1-7/4)	411,772,672	375,741,534	-36,031,138	-8.75%

2- NO. OF SHARES TRADED

	2018	2019	NET CHANGE	CHANGE (%)
Daily	5,224,139	5,807,206	583,067	11.16%
Cumulative(1/4-7/4)	29,795,966	25,637,771	-4,158,195	-13.96%
Cumulative(2/1-7/4)	351,257,930	275,060,138	-76,197,792	-21.69%

3- NO. OF TRANSACTIONS

	2018	2019	NET CHANGE	CHANGE (%)
Daily	2,660	1,937	-723	-27.18%
Cumulative(1/4-7/4)	12,664	12,129	-535	-4.22%
Cumulative(2/1-7/4)	161,403	132,114	-29,289	-18.15%

4- SOME FINANCIAL RATIOS FOR THE ASE (7/4/2019)

SECTOR	P/E	P/BV	DIVIDEND YIELD (%)	TURNOVER (%)
FINANCIAL	11.959	1.059	5.379	0.109
SERVICES	17.128	1.156	4.330	0.027
INDUSTRY	18.414	1.312	0.953	0.082
OVERALL	12.299	1.135	4.554	0.086

5- STOCK PRICE INDEX WEIGHTED BY FREE FLOAT MARKET CAPITALIZATION (1999=1000)

	THURSDAY 04/04/2019	SUNDAY 07/04/2019	% CHANGE	
			DAY BEFORE	YTD
GENERAL	1908.5	1906.9	-0.08%	-0.10%
FINANCIAL	2657.9	2656.5	-0.05%	0.14%
SERVICES	1280.2	1278.0	-0.18%	-0.14%
INDUSTRY	1842.0	1840.1	-0.10%	-2.26%

6- STOCK PRICE INDEX WEIGHTED BY MARKET CAPITALIZATION (1991=1000)

	THURSDAY 04/04/2019	SUNDAY 07/04/2019	% CHANGE	
			DAY BEFORE	YTD
GENERAL	3717.4	3713.8	-0.10%	-2.19%
BANKS	7928.6	7914.9	-0.17%	-4.01%
INSURANCE	1357.5	1354.3	-0.23%	-1.61%
SERVICES	775.4	776.9	0.19%	-2.51%
INDUSTRY	2396.0	2395.0	-0.04%	3.62%

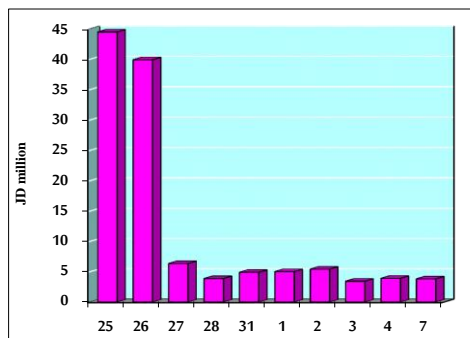
7- STOCK PRICE MARKET INDEX WEIGHTED BY FREE FLOAT MARKET CAP. (2012=1000)

	THURSDAY 04/04/2019	SUNDAY 07/04/2019	% CHANGE	
			DAY BEFORE	YTD
FIRST MARKET	1013.1	1012.0	-0.10%	0.07%
SECOND MARKET	851.6	852.7	0.13%	2.53%

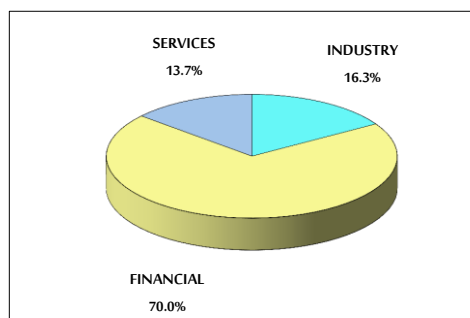
8- MARKET CAPITALIZATION (JD)

ASE MARKET CAPITALIZATION	15,766,459,473	15,752,415,216	-0.09%	-2.30%
---------------------------	----------------	----------------	--------	--------

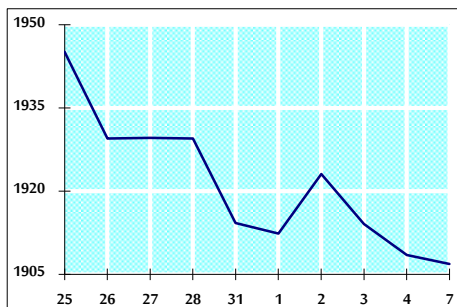
VALUE TRADED FROM 25/3 TO 7/4/2019



VALUE TRADED BY SECTOR SUNDAY 7/4/2019



GENERAL FREE FLOAT PRICE INDEX FROM 25/3 TO 7/4/2019



GENERAL PRICE INDEX FROM 25/3 TO 7/4/2019

