

Daily Summary for Amman Stock Exchange

1- VALUE TRADED (JD)

	2018	2019	NET CHANGE	CHANGE (%)
Daily	5,624,717	8,750,036	3,125,319	55.56%
Cumulative(1/4-23/4)	75,777,266	72,645,134	-3,132,132	-4.13%
Cumulative(2/1-23/4)	460,387,981	426,692,717	-33,695,264	-7.32%

2- NO. OF SHARES TRADED

	2018	2019	NET CHANGE	CHANGE (%)
Daily	5,127,258	5,881,288	754,030	14.71%
Cumulative(1/4-23/4)	80,236,183	70,791,315	-9,444,868	-11.77%
Cumulative(2/1-23/4)	401,698,147	320,213,682	-81,484,465	-20.28%

3- NO. OF TRANSACTIONS

	2018	2019	NET CHANGE	CHANGE (%)
Daily	2,209	1,592	-617	-27.93%
Cumulative(1/4-23/4)	39,064	35,766	-3,298	-8.44%
Cumulative(2/1-23/4)	187,803	155,751	-32,052	-17.07%

4- SOME FINANCIAL RATIOS FOR THE ASE (23/4/2019)

SECTOR	P/E	P/BV	DIVIDEND YIELD (%)	TURNOVER (%)
FINANCIAL	11.778	1.041	5.474	0.101
SERVICES	16.969	1.146	4.695	0.055
INDUSTRY	18.535	1.320	0.947	0.077
OVERALL	12.143	1.120	4.668	0.087

5- STOCK PRICE INDEX WEIGHTED BY FREE FLOAT MARKET CAPITALIZATION (1999=1000)

	MONDAY 22/04/2019	TUESDAY 23/04/2019	% CHANGE	
			DAY BEFORE	YTD
GENERAL	1898.2	1894.6	-0.19%	-0.75%
FINANCIAL	2628.4	2625.2	-0.12%	-1.04%
SERVICES	1277.3	1277.4	0.01%	-0.19%
INDUSTRY	1863.7	1854.6	-0.49%	-1.49%

6- STOCK PRICE INDEX WEIGHTED BY MARKET CAPITALIZATION (1991=1000)

	MONDAY 22/04/2019	TUESDAY 23/04/2019	% CHANGE	
			DAY BEFORE	YTD
GENERAL	3676.8	3666.7	-0.27%	-3.43%
BANKS	7779.0	7756.5	-0.29%	-5.94%
INSURANCE	1335.9	1339.6	0.28%	-2.68%
SERVICES	769.3	767.6	-0.22%	-3.67%
INDUSTRY	2421.3	2414.7	-0.27%	4.47%

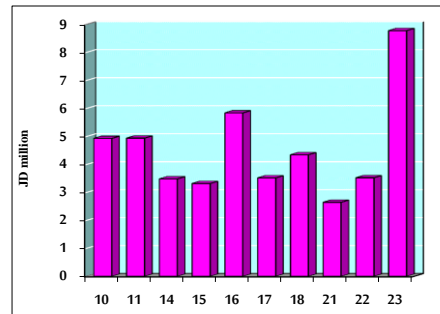
7- STOCK PRICE MARKET INDEX WEIGHTED BY FREE FLOAT MARKET CAP. (2012=1000)

	MONDAY 22/04/2019	TUESDAY 23/04/2019	% CHANGE	
			DAY BEFORE	YTD
FIRST MARKET	1009.8	1008.3	-0.15%	-0.30%
SECOND MARKET	831.4	827.4	-0.48%	-0.51%

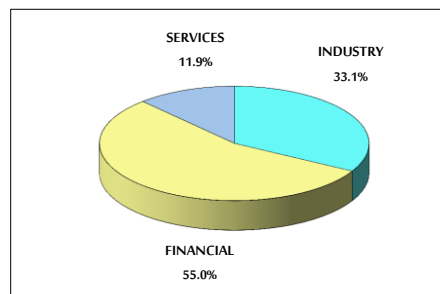
8- MARKET CAPITALIZATION (JD)

	2018	2019	NET CHANGE	CHANGE (%)
ASE MARKET CAPITALIZATION	15,612,103,160	15,576,620,391	-35,482,769	-3.39%

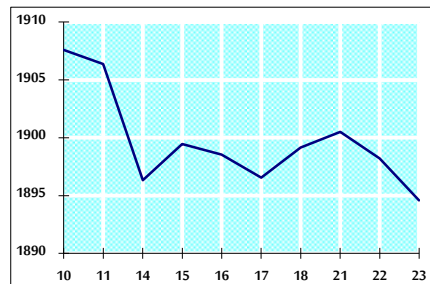
VALUE TRADED FROM 10/4 TO 23/4/2019



VALUE TRADED BY SECTOR TUESDAY 23/4/2019



GENERAL FREE FLOAT PRICE INDEX FROM 10/4 TO 23/4/2019



GENERAL PRICE INDEX FROM 10/4 TO 23/4/2019

