

Daily Summary for Amman Stock Exchange

1- VALUE TRADED (JD)

	2018	2019	NET CHANGE	CHANGE (%)
Daily	4,057,805	3,526,003	-531,802	-13.11%
Cumulative(1/4-22/4)	70,152,549	63,895,098	-6,257,451	-8.92%
Cumulative(2/1-22/4)	454,763,264	417,942,681	-36,820,583	-8.10%

2- NO. OF SHARES TRADED

	2018	2019	NET CHANGE	CHANGE (%)
Daily	3,739,559	3,228,638	-510,921	-13.66%
Cumulative(1/4-22/4)	75,108,925	64,910,027	-10,198,898	-13.58%
Cumulative(2/1-22/4)	396,570,889	314,332,394	-82,238,495	-20.74%

3- NO. OF TRANSACTIONS

	2018	2019	NET CHANGE	CHANGE (%)
Daily	1,933	1,718	-215	-11.12%
Cumulative(1/4-22/4)	36,855	34,174	-2,681	-7.27%
Cumulative(2/1-22/4)	185,594	154,159	-31,435	-16.94%

4- SOME FINANCIAL RATIOS FOR THE ASE (22/4/2019)

SECTOR	P/E	P/BV	DIVIDEND YIELD (%)	TURNOVER (%)
FINANCIAL	11.784	1.043	5.461	0.056
SERVICES	16.978	1.146	4.692	0.035
INDUSTRY	18.589	1.324	0.944	0.029
OVERALL	12.176	1.123	4.655	0.048

5- STOCK PRICE INDEX WEIGHTED BY FREE FLOAT MARKET CAPITALIZATION (1999=1000)

	SUNDAY 21/04/2019	MONDAY 22/04/2019	% CHANGE	
			DAY BEFORE	YTD
GENERAL	1900.5	1898.2	-0.12%	-0.55%
FINANCIAL	2635.2	2628.4	-0.26%	-0.91%
SERVICES	1276.7	1277.3	0.05%	-0.19%
INDUSTRY	1859.9	1863.7	0.20%	-1.01%

6- STOCK PRICE INDEX WEIGHTED BY MARKET CAPITALIZATION (1991=1000)

	SUNDAY 21/04/2019	MONDAY 22/04/2019	% CHANGE	
			DAY BEFORE	YTD
GENERAL	3683.4	3676.8	-0.18%	-3.17%
BANKS	7813.0	7779.0	-0.44%	-5.66%
INSURANCE	1332.7	1335.9	0.24%	-2.95%
SERVICES	770.0	769.3	-0.10%	-3.46%
INDUSTRY	2409.8	2421.3	0.48%	4.75%

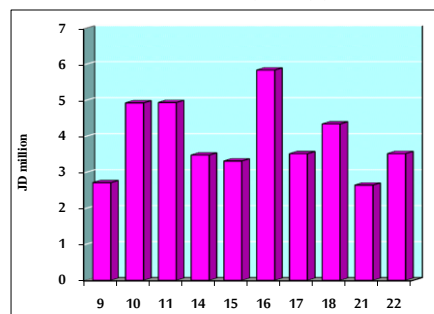
7- STOCK PRICE MARKET INDEX WEIGHTED BY FREE FLOAT MARKET CAP. (2012=1000)

	SUNDAY 21/04/2019	MONDAY 22/04/2019	% CHANGE	
			DAY BEFORE	YTD
FIRST MARKET	1011.3	1009.8	-0.15%	-0.15%
SECOND MARKET	831.4	831.4	0.01%	-0.03%

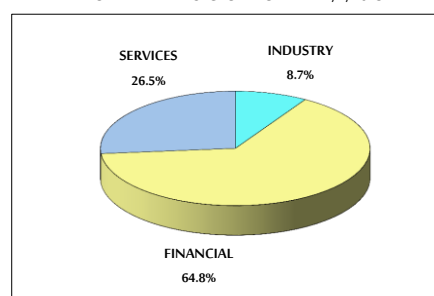
8- MARKET CAPITALIZATION (JD)

ASE MARKET CAPITALIZATION	15,638,225,008	15,612,103,160	-0.17%	-3.17%
---------------------------	----------------	----------------	--------	--------

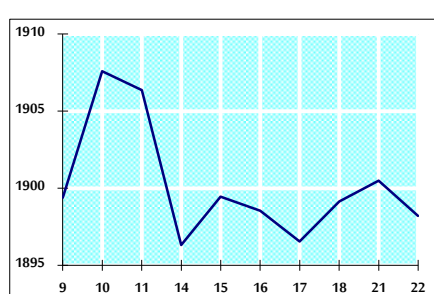
VALUE TRADED FROM 9/4 TO 22/4/2019



VALUE TRADED BY SECTOR MONDAY 22/4/2019



GENERAL FREE FLOAT PRICE INDEX FROM 9/4 TO 22/4/2019



GENERAL PRICE INDEX FROM 9/4 TO 22/4/2019

