

## Daily Summary for Amman Stock Exchange

### 1- VALUE TRADED (JD)

	2018	2019	NET CHANGE	CHANGE (%)
Daily	2,743,102	2,649,778	-93,324	-3.40%
Cumulative(1/4-21/4)	66,094,744	60,369,095	-5,725,649	-8.66%
Cumulative(2/1-21/4)	450,705,459	414,416,678	-36,288,781	-8.05%

### 2- NO. OF SHARES TRADED

	2018	2019	NET CHANGE	CHANGE (%)
Daily	3,112,281	2,580,674	-531,607	-17.08%
Cumulative(1/4-21/4)	71,369,366	61,681,389	-9,687,977	-13.57%
Cumulative(2/1-21/4)	392,831,330	311,103,756	-81,727,574	-20.80%

### 3- NO. OF TRANSACTIONS

	2018	2019	NET CHANGE	CHANGE (%)
Daily	2,013	1,563	-450	-22.35%
Cumulative(1/4-21/4)	34,922	32,456	-2,466	-7.06%
Cumulative(2/1-21/4)	183,661	152,441	-31,220	-17.00%

### 4- SOME FINANCIAL RATIOS FOR THE ASE (21/4/2019)

SECTOR	P/E	P/BV	DIVIDEND YIELD (%)	TURNOVER (%)
FINANCIAL	11.829	1.048	5.438	0.045
SERVICES	16.985	1.147	4.690	0.019
INDUSTRY	18.507	1.318	0.948	0.043
OVERALL	12.198	1.125	4.645	0.038

### 5- STOCK PRICE INDEX WEIGHTED BY FREE FLOAT MARKET CAPITALIZATION (1999=1000)

	THURSDAY 18/04/2019	SUNDAY 21/04/2019	% CHANGE	
			DAY BEFORE	YTD
GENERAL	1899.1	1900.5	0.07%	-0.44%
FINANCIAL	2637.6	2635.2	-0.09%	-0.66%
SERVICES	1276.0	1276.7	0.05%	-0.24%
INDUSTRY	1847.0	1859.9	0.70%	-1.21%

### 6- STOCK PRICE INDEX WEIGHTED BY MARKET CAPITALIZATION (1991=1000)

	THURSDAY 18/04/2019	SUNDAY 21/04/2019	% CHANGE	
			DAY BEFORE	YTD
GENERAL	3681.5	3683.4	0.05%	-2.99%
BANKS	7810.1	7813.0	0.04%	-5.25%
INSURANCE	1335.8	1332.7	-0.24%	-3.19%
SERVICES	773.2	770.0	-0.41%	-3.36%
INDUSTRY	2399.9	2409.8	0.41%	4.26%

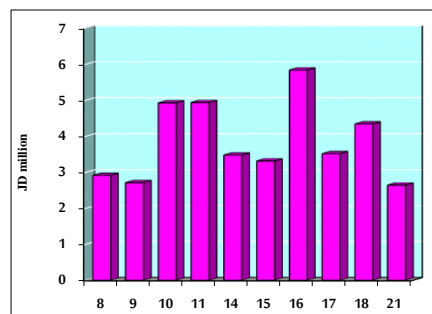
### 7- STOCK PRICE MARKET INDEX WEIGHTED BY FREE FLOAT MARKET CAP. (2012=1000)

	THURSDAY 18/04/2019	SUNDAY 21/04/2019	% CHANGE	
			DAY BEFORE	YTD
FIRST MARKET	1009.1	1011.3	0.22%	0.00%
SECOND MARKET	838.3	831.4	-0.83%	-0.03%

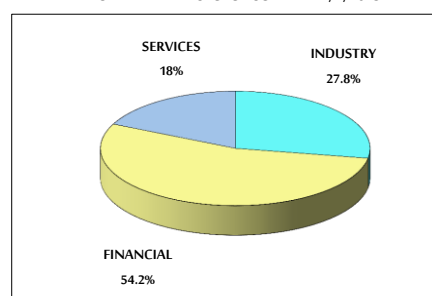
### 8- MARKET CAPITALIZATION (JD)

ASE MARKET CAPITALIZATION	15,630,917,004	15,638,225,008	0.05%	-3.00%
---------------------------	----------------	----------------	-------	--------

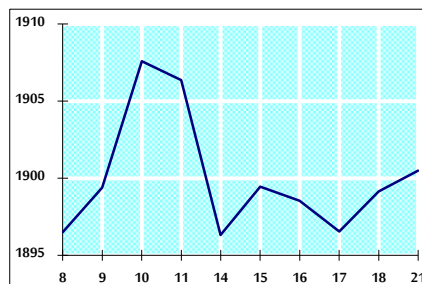
VALUE TRADED FROM 8/4 TO 21/4/2019



VALUE TRADED BY SECTOR SUNDAY 21/4/2019



GENERAL FREE FLOAT PRICE INDEX FROM 8/4 TO 21/4/2019



GENERAL PRICE INDEX FROM 8/4 TO 21/4/2019

