

Daily Summary for Amman Stock Exchange

1- VALUE TRADED (JD)

	2018	2019	NET CHANGE	CHANGE (%)
Daily	4,847,568	3,521,776	-1,325,792	-27.35%
Cumulative(1/4-17/4)	59,301,638	53,372,517	-5,929,121	-10.00%
Cumulative(2/1-17/4)	443,912,353	407,420,100	-36,492,253	-8.22%

2- NO. OF SHARES TRADED

	2018	2019	NET CHANGE	CHANGE (%)
Daily	5,101,931	3,852,043	-1,249,888	-24.50%
Cumulative(1/4-17/4)	62,600,294	55,527,465	-7,072,829	-11.30%
Cumulative(2/1-17/4)	384,062,258	304,949,832	-79,112,426	-20.60%

3- NO. OF TRANSACTIONS

	2018	2019	NET CHANGE	CHANGE (%)
Daily	2,637	2,054	-583	-22.11%
Cumulative(1/4-17/4)	30,802	28,909	-1,893	-6.15%
Cumulative(2/1-17/4)	179,541	148,894	-30,647	-17.07%

4- SOME FINANCIAL RATIOS FOR THE ASE (17/4/2019)

SECTOR	P/E	P/BV	DIVIDEND YIELD (%)	TURNOVER (%)
FINANCIAL	11.780	1.043	5.460	0.068
SERVICES	16.992	1.147	4.689	0.037
INDUSTRY	18.566	1.323	0.945	0.041
OVERALL	12.177	1.123	4.653	0.057

5- STOCK PRICE INDEX WEIGHTED BY FREE FLOAT MARKET CAPITALIZATION (1999=1000)

	TUESDAY 16/04/2019	WEDNESDAY 17/04/2019	% CHANGE	
			DAY BEFORE	YTD
GENERAL	1898.5	1896.6	-0.10%	-0.64%
FINANCIAL	2625.1	2625.4	0.01%	-1.03%
SERVICES	1275.7	1276.0	0.03%	-0.29%
INDUSTRY	1878.4	1864.7	-0.73%	-0.95%

6- STOCK PRICE INDEX WEIGHTED BY MARKET CAPITALIZATION (1991=1000)

	TUESDAY 16/04/2019	WEDNESDAY 17/04/2019	% CHANGE	
			DAY BEFORE	YTD
GENERAL	3680.6	3676.9	-0.10%	-3.17%
BANKS	7777.0	7777.9	0.01%	-5.68%
INSURANCE	1349.1	1345.0	-0.30%	-2.29%
SERVICES	774.3	773.1	-0.15%	-2.97%
INDUSTRY	2423.3	2414.1	-0.38%	4.44%

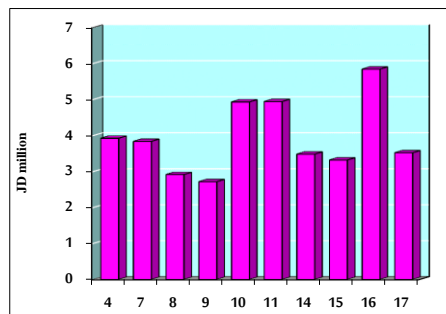
7- STOCK PRICE MARKET INDEX WEIGHTED BY FREE FLOAT MARKET CAP. (2012=1000)

	TUESDAY 16/04/2019	WEDNESDAY 17/04/2019	% CHANGE	
			DAY BEFORE	YTD
FIRST MARKET	1007.8	1007.5	-0.03%	-0.37%
SECOND MARKET	844.8	839.4	-0.64%	0.94%

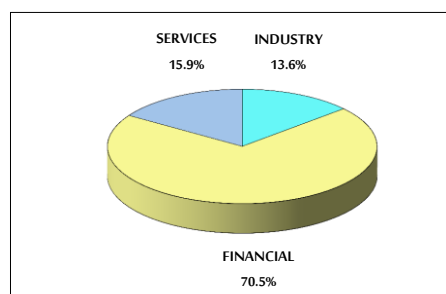
8- MARKET CAPITALIZATION (JD)

ASE MARKET CAPITALIZATION	15,621,835,462	15,606,777,495	-0.10%	-3.20%
---------------------------	----------------	----------------	--------	--------

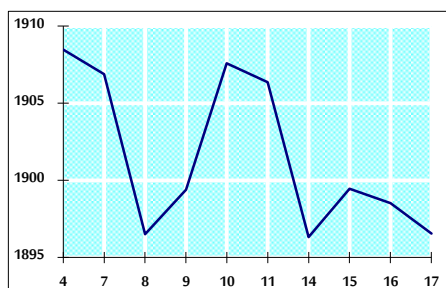
VALUE TRADED FROM 4/4 TO 17/4/2019



VALUE TRADED BY SECTOR WEDNESDAY 17/4/2019



GENERAL FREE FLOAT PRICE INDEX FROM 4/4 TO 17/4/2019



GENERAL PRICE INDEX FROM 4/4 TO 17/4/2019

