

Daily Summary for Amman Stock Exchange

1- VALUE TRADED (JD)

	2018	2019	NET CHANGE	CHANGE (%)
Daily	3,912,231	5,842,509	1,930,278	49.34%
Cumulative(1/4-16/4)	54,454,070	49,850,741	-4,603,329	-8.45%
Cumulative(2/1-16/4)	439,064,785	403,898,324	-35,166,461	-8.01%

2- NO. OF SHARES TRADED

	2018	2019	NET CHANGE	CHANGE (%)
Daily	5,127,565	5,545,862	418,297	8.16%
Cumulative(1/4-16/4)	57,498,363	51,675,422	-5,822,941	-10.13%
Cumulative(2/1-16/4)	378,960,327	301,097,789	-77,862,538	-20.55%

3- NO. OF TRANSACTIONS

	2018	2019	NET CHANGE	CHANGE (%)
Daily	2,161	2,970	809	37.44%
Cumulative(1/4-16/4)	28,165	26,855	-1,310	-4.65%
Cumulative(2/1-16/4)	176,904	146,840	-30,064	-16.99%

4- SOME FINANCIAL RATIOS FOR THE ASE (16/4/2019)

SECTOR	P/E	P/BV	DIVIDEND YIELD (%)	TURNOVER (%)
FINANCIAL	11.783	1.043	5.459	0.083
SERVICES	16.993	1.147	4.688	0.080
INDUSTRY	18.634	1.327	0.942	0.083
OVERALL	12.189	1.125	4.648	0.082

5- STOCK PRICE INDEX WEIGHTED BY FREE FLOAT MARKET CAPITALIZATION (1999=1000)

	MONDAY 15/04/2019	TUESDAY 16/04/2019	% CHANGE	
			DAY BEFORE	YTD
GENERAL	1899.5	1898.5	-0.05%	-0.54%
FINANCIAL	2629.4	2625.1	-0.17%	-1.04%
SERVICES	1272.4	1275.7	0.26%	-0.32%
INDUSTRY	1875.9	1878.4	0.13%	-0.23%

6- STOCK PRICE INDEX WEIGHTED BY MARKET CAPITALIZATION (1991=1000)

	MONDAY 15/04/2019	TUESDAY 16/04/2019	% CHANGE	
			DAY BEFORE	YTD
GENERAL	3679.5	3680.6	0.03%	-3.07%
BANKS	7779.8	7777.0	-0.04%	-5.69%
INSURANCE	1346.9	1349.1	0.16%	-1.99%
SERVICES	774.6	774.3	-0.04%	-2.82%
INDUSTRY	2417.3	2423.3	0.25%	4.84%

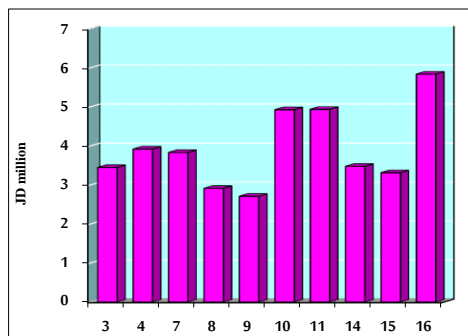
7- STOCK PRICE MARKET INDEX WEIGHTED BY FREE FLOAT MARKET CAP. (2012=1000)

	MONDAY 15/04/2019	TUESDAY 16/04/2019	% CHANGE	
			DAY BEFORE	YTD
FIRST MARKET	1008.3	1007.8	-0.05%	-0.34%
SECOND MARKET	845.4	844.8	-0.07%	1.59%

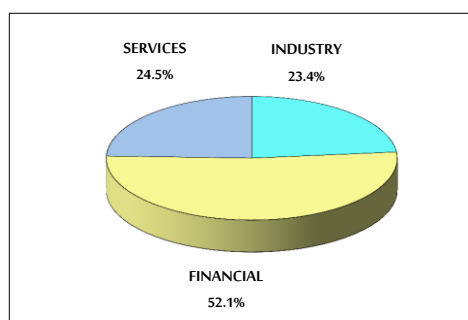
8- MARKET CAPITALIZATION (JD)

ASE MARKET CAPITALIZATION	15,614,187,473	15,621,835,462	0.05%	-3.11%
---------------------------	----------------	----------------	-------	--------

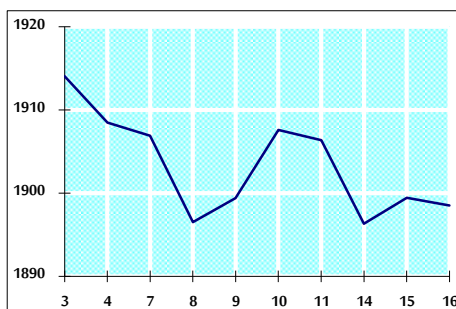
VALUE TRADED FROM 3/4 TO 16/4/2019



VALUE TRADED BY SECTOR TUESDAY 16/4/2019



GENERAL FREE FLOAT PRICE INDEX FROM 3/4 TO 16/4/2019



GENERAL PRICE INDEX FROM 3/4 TO 16/4/2019

