

Daily Summary for Amman Stock Exchange

1- VALUE TRADED (JD)

	2018	2019	NET CHANGE	CHANGE (%)
Daily	8,952,778	3,892,890	-5,059,888	-56.52%
Cumulative(3/3-28/3)	118,894,298	161,033,111	42,138,813	35.44%
Cumulative(2/1-28/3)	371,836,670	349,131,646	-22,705,024	-6.11%

2- NO. OF SHARES TRADED

	2018	2019	NET CHANGE	CHANGE (%)
Daily	7,042,202	3,803,941	-3,238,261	-45.98%
Cumulative(3/3-28/3)	98,908,424	97,072,636	-1,835,788	-1.86%
Cumulative(2/1-28/3)	312,757,685	243,303,246	-69,454,439	-22.21%

3- NO. OF TRANSACTIONS

	2018	2019	NET CHANGE	CHANGE (%)
Daily	3,427	2,189	-1,238	-36.12%
Cumulative(3/3-28/3)	49,274	42,425	-6,849	-13.90%
Cumulative(2/1-28/3)	145,960	117,772	-28,188	-19.31%

4- SOME FINANCIAL RATIOS FOR THE ASE (28/3/2019)

SECTOR	P/E	P/BV	DIVIDEND YIELD (%)	TURNOVER (%)
FINANCIAL	12.851	1.087	5.204	0.060
SERVICES	16.840	1.180	4.477	0.033
INDUSTRY	80.936	1.311	3.130	0.083
OVERALL	14.894	1.158	4.906	0.057

5- STOCK PRICE INDEX WEIGHTED BY FREE FLOAT MARKET CAPITALIZATION (1999=1000)

	WEDNESDAY 27/03/2019	THURSDAY 28/03/2019	% CHANGE	
			DAY BEFORE	YTD
GENERAL	1929.6	1929.5	-0.01%	1.08%
FINANCIAL	2692.7	2689.7	-0.11%	1.40%
SERVICES	1286.6	1292.3	0.44%	0.97%
INDUSTRY	1849.8	1846.1	-0.20%	-1.94%

6- STOCK PRICE INDEX WEIGHTED BY MARKET CAPITALIZATION (1991=1000)

	WEDNESDAY 27/03/2019	THURSDAY 28/03/2019	% CHANGE	
			DAY BEFORE	YTD
GENERAL	3805.0	3805.0	0.00%	0.21%
BANKS	8213.6	8210.2	-0.04%	-0.43%
INSURANCE	1353.5	1353.0	-0.04%	-1.71%
SERVICES	785.2	786.9	0.22%	-1.25%
INDUSTRY	2387.6	2386.9	-0.03%	3.27%

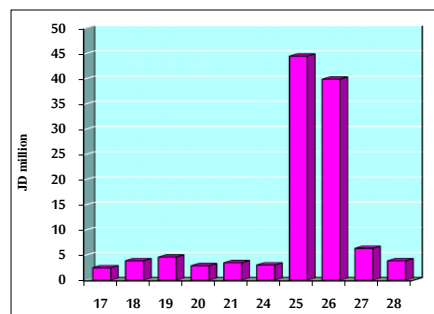
7- STOCK PRICE MARKET INDEX WEIGHTED BY FREE FLOAT MARKET CAP. (2012=1000)

	WEDNESDAY 27/03/2019	THURSDAY 28/03/2019	% CHANGE	
			DAY BEFORE	YTD
FIRST MARKET	1024.4	1024.6	0.02%	1.32%
SECOND MARKET	852.5	851.1	-0.16%	2.34%

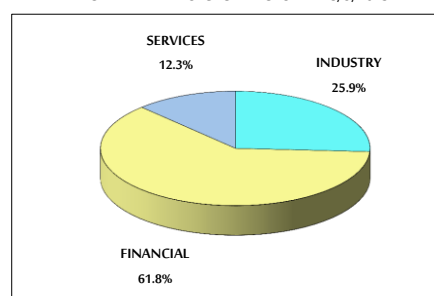
8- MARKET CAPITALIZATION (JD)

ASE MARKET CAPITALIZATION	16,096,085,902	16,096,454,912	0.00%	-0.16%
---------------------------	----------------	----------------	-------	--------

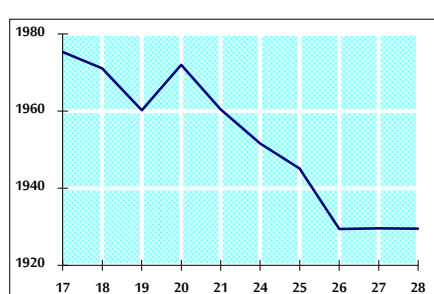
VALUE TRADED FROM 17/3 TO 28/3/2019



VALUE TRADED BY SECTOR THURSDAY 28/3/2019



GENERAL FREE FLOAT PRICE INDEX FROM 17/3 TO 28/3/2019



GENERAL PRICE INDEX FROM 17/3 TO 28/3/2019

