

Daily Summary for Amman Stock Exchange

1- VALUE TRADED (JD)

	2018	2019	NET CHANGE	CHANGE (%)
Daily	7,641,361	39,924,008	32,282,647	422.47%
Cumulative(3/3-26/3)	102,188,200	150,774,122	48,585,922	47.55%
Cumulative(2/1-26/3)	355,130,572	338,872,657	-16,257,915	-4.58%

2- NO. OF SHARES TRADED

	2018	2019	NET CHANGE	CHANGE (%)
Daily	6,351,082	10,446,613	4,095,531	64.49%
Cumulative(3/3-26/3)	84,960,389	88,651,473	3,691,084	4.34%
Cumulative(2/1-26/3)	298,809,650	234,882,083	-63,927,567	-21.39%

3- NO. OF TRANSACTIONS

	2018	2019	NET CHANGE	CHANGE (%)
Daily	3,057	2,100	-957	-31.31%
Cumulative(3/3-26/3)	42,725	37,694	-5,031	-11.78%
Cumulative(2/1-26/3)	139,411	113,041	-26,370	-18.92%

4- SOME FINANCIAL RATIOS FOR THE ASE (26/3/2019)

SECTOR	P/E	P/BV	DIVIDEND YIELD (%)	TURNOVER (%)
FINANCIAL	12.795	1.083	5.223	0.187
SERVICES	16.887	1.183	4.390	0.047
INDUSTRY	74.525	1.311	3.128	0.200
OVERALL	14.731	1.155	4.908	0.155

5- STOCK PRICE INDEX WEIGHTED BY FREE FLOAT MARKET CAPITALIZATION (1999=1000)

	MONDAY 25/03/2019	TUESDAY 26/03/2019	% CHANGE	
			DAY BEFORE	YTD
GENERAL	1945.2	1929.5	-0.81%	1.08%
FINANCIAL	2723.1	2691.2	-1.17%	1.45%
SERVICES	1289.7	1288.5	-0.09%	0.68%
INDUSTRY	1852.0	1849.5	-0.14%	-1.77%

6- STOCK PRICE INDEX WEIGHTED BY MARKET CAPITALIZATION (1991=1000)

	MONDAY 25/03/2019	TUESDAY 26/03/2019	% CHANGE	
			DAY BEFORE	YTD
GENERAL	3847.2	3799.4	-1.24%	0.06%
BANKS	8358.9	8190.7	-2.01%	-0.67%
INSURANCE	1356.5	1355.6	-0.07%	-1.52%
SERVICES	786.8	787.0	0.03%	-1.23%
INDUSTRY	2381.9	2386.7	0.20%	3.26%

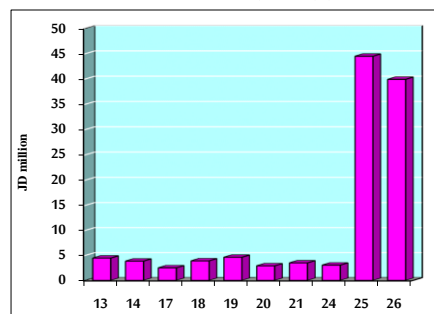
7- STOCK PRICE MARKET INDEX WEIGHTED BY FREE FLOAT MARKET CAP. (2012=1000)

	MONDAY 25/03/2019	TUESDAY 26/03/2019	% CHANGE	
			DAY BEFORE	YTD
FIRST MARKET	1033.7	1025.1	-0.83%	1.36%
SECOND MARKET	850.4	848.9	-0.17%	2.08%

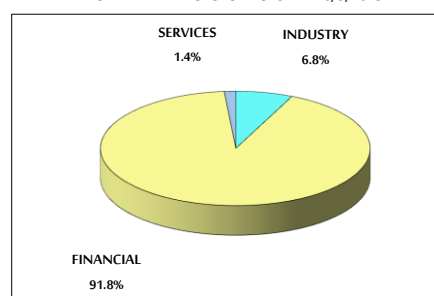
8- MARKET CAPITALIZATION (JD)

ASE MARKET CAPITALIZATION	16,263,189,952	16,076,155,256	-1.15%	-0.29%
---------------------------	----------------	----------------	--------	--------

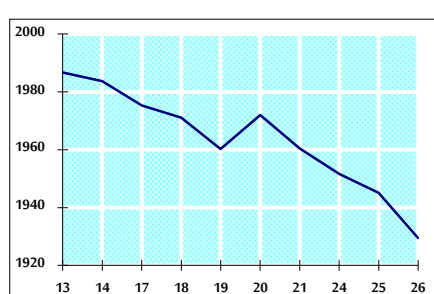
VALUE TRADED FROM 13/3 TO 26/3/2019



VALUE TRADED BY SECTOR TUESDAY 26/3/2019



GENERAL FREE FLOAT PRICE INDEX FROM 13/3 TO 26/3/2019



GENERAL PRICE INDEX FROM 13/3 TO 26/3/2019

