

Daily Summary for Amman Stock Exchange

1- VALUE TRADED (JD)

	2018	2019	NET CHANGE	CHANGE (%)
Daily	7,306,860	44,497,532	37,190,672	508.98%
Cumulative(3/3-25/3)	94,546,839	110,850,114	16,303,275	17.24%
Cumulative(2/1-25/3)	347,489,211	298,948,649	-48,540,562	-13.97%

2- NO. OF SHARES TRADED

	2018	2019	NET CHANGE	CHANGE (%)
Daily	5,361,103	10,821,628	5,460,525	101.85%
Cumulative(3/3-25/3)	78,609,307	78,204,860	-404,447	-0.51%
Cumulative(2/1-25/3)	292,458,568	224,435,470	-68,023,098	-23.26%

3- NO. OF TRANSACTIONS

	2018	2019	NET CHANGE	CHANGE (%)
Daily	2,577	1,817	-760	-29.49%
Cumulative(3/3-25/3)	39,668	35,594	-4,074	-10.27%
Cumulative(2/1-25/3)	136,354	110,941	-25,413	-18.64%

4- SOME FINANCIAL RATIOS FOR THE ASE (25/3/2019)

SECTOR	P/E	P/BV	DIVIDEND YIELD (%)	TURNOVER (%)
FINANCIAL	13.056	1.104	5.127	0.223
SERVICES	16.384	1.178	5.088	0.032
INDUSTRY	58.821	1.302	3.428	0.094
OVERALL	14.853	1.169	4.957	0.161

5- STOCK PRICE INDEX WEIGHTED BY FREE FLOAT MARKET CAPITALIZATION (1999=1000)

	SUNDAY 24/03/2019	MONDAY 25/03/2019	% CHANGE	
			DAY BEFORE	YTD
GENERAL	1951.6	1945.2	-0.33%	1.90%
FINANCIAL	2726.5	2723.1	-0.12%	2.66%
SERVICES	1292.4	1289.7	-0.21%	0.77%
INDUSTRY	1875.2	1852.0	-1.24%	-1.63%

6- STOCK PRICE INDEX WEIGHTED BY MARKET CAPITALIZATION (1991=1000)

	SUNDAY 24/03/2019	MONDAY 25/03/2019	% CHANGE	
			DAY BEFORE	YTD
GENERAL	3860.2	3847.2	-0.34%	1.32%
BANKS	8364.5	8358.9	-0.07%	1.37%
INSURANCE	1358.5	1356.5	-0.14%	-1.45%
SERVICES	788.0	786.8	-0.16%	-1.26%
INDUSTRY	2413.1	2381.9	-1.29%	3.05%

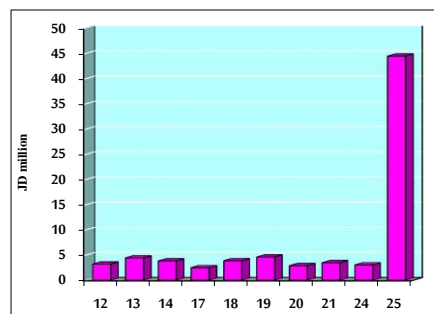
7- STOCK PRICE MARKET INDEX WEIGHTED BY FREE FLOAT MARKET CAP. (2012=1000)

	SUNDAY 24/03/2019	MONDAY 25/03/2019	% CHANGE	
			DAY BEFORE	YTD
FIRST MARKET	1037.5	1033.7	-0.36%	2.22%
SECOND MARKET	852.7	850.4	-0.27%	2.25%

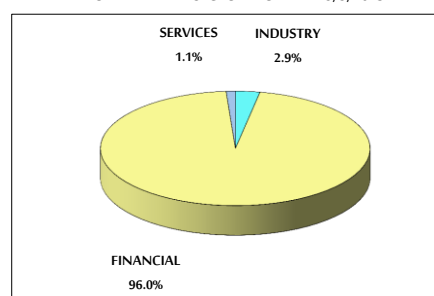
8- MARKET CAPITALIZATION (JD)

ASE MARKET CAPITALIZATION	16,314,691,263	16,263,189,952	-0.32%	0.87%
---------------------------	----------------	----------------	--------	-------

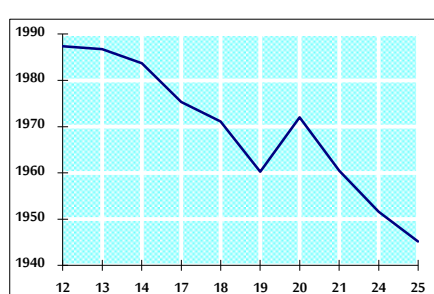
VALUE TRADED FROM 12/3 TO 25/3/2019



VALUE TRADED BY SECTOR MONDAY 25/3/2019



GENERAL FREE FLOAT PRICE INDEX FROM 12/3 TO 25/3/2019



GENERAL PRICE INDEX FROM 12/3 TO 25/3/2019

