

Daily Summary for Amman Stock Exchange

1- VALUE TRADED (JD)

	2018	2019	NET CHANGE	CHANGE (%)
Daily	6,702,139	3,684,240	-3,017,899	-45.03%
Cumulative(3/2-14/2)	75,384,664	45,312,053	-30,072,611	-39.89%
Cumulative(2/1-14/2)	189,407,658	136,206,423	-53,201,235	-28.09%

2- NO. OF SHARES TRADED

	2018	2019	NET CHANGE	CHANGE (%)
Daily	5,249,656	3,656,399	-1,593,257	-30.35%
Cumulative(3/2-14/2)	73,836,865	34,648,649	-39,188,216	-53.07%
Cumulative(2/1-14/2)	170,077,307	100,397,252	-69,680,055	-40.97%

3- NO. OF TRANSACTIONS

	2018	2019	NET CHANGE	CHANGE (%)
Daily	2,594	2,218	-376	-14.49%
Cumulative(3/2-14/2)	24,612	20,405	-4,207	-17.09%
Cumulative(2/1-14/2)	71,833	56,322	-15,511	-21.59%

4- SOME FINANCIAL RATIOS FOR THE ASE (14/2/2019)

SECTOR	P/E	P/BV	DIVIDEND YIELD (%)	TURNOVER (%)
FINANCIAL	13.092	1.092	5.129	0.062
SERVICES	17.193	1.245	5.282	0.039
INDUSTRY	57.633	1.351	3.386	0.046
OVERALL	14.960	1.181	4.926	0.054

5- STOCK PRICE INDEX WEIGHTED BY FREE FLOAT MARKET CAPITALIZATION (1999=1000)

	WEDNESDAY 13/02/2019	THURSDAY 14/02/2019	% CHANGE	
			DAY BEFORE	YTD
GENERAL	1986.7	1982.0	-0.23%	3.84%
FINANCIAL	2725.7	2718.3	-0.27%	2.47%
SERVICES	1347.2	1347.3	0.00%	5.27%
INDUSTRY	1971.2	1959.8	-0.58%	4.10%

6- STOCK PRICE INDEX WEIGHTED BY MARKET CAPITALIZATION (1991=1000)

	WEDNESDAY 13/02/2019	THURSDAY 14/02/2019	% CHANGE	
			DAY BEFORE	YTD
GENERAL	3904.2	3893.3	-0.28%	2.53%
BANKS	8310.1	8295.6	-0.17%	0.60%
INSURANCE	1368.7	1369.7	0.07%	-0.50%
SERVICES	835.2	831.2	-0.48%	4.31%
INDUSTRY	2493.8	2482.5	-0.45%	7.40%

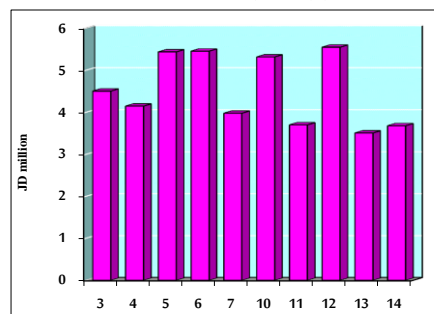
7- STOCK PRICE MARKET INDEX WEIGHTED BY FREE FLOAT MARKET CAP. (2012=1000)

	WEDNESDAY 13/02/2019	THURSDAY 14/02/2019	% CHANGE	
			DAY BEFORE	YTD
FIRST MARKET	1055.8	1054.2	-0.15%	4.24%
SECOND MARKET	874.3	867.6	-0.76%	4.33%

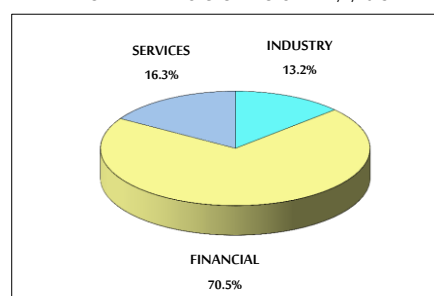
8- MARKET CAPITALIZATION (JD)

ASE MARKET CAPITALIZATION	16,505,379,499	16,459,388,494	-0.28%	2.09%
---------------------------	----------------	----------------	--------	-------

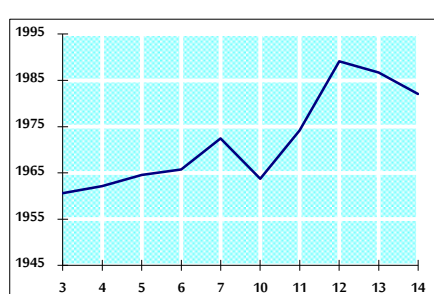
VALUE TRADED FROM 3/2 TO 14/2/2019



VALUE TRADED BY SECTOR THURSDAY 14/2/2019



GENERAL FREE FLOAT PRICE INDEX FROM 3/2 TO 14/2/2019



GENERAL PRICE INDEX FROM 3/2 TO 14/2/2019

