

Daily Summary for Amman Stock Exchange

1- VALUE TRADED (JD)

	2018	2019	NET CHANGE	CHANGE (%)
Daily	4,804,949	3,981,964	-822,985	-17.13%
Cumulative(3/2-7/2)	42,689,995	23,539,880	-19,150,115	-44.86%
Cumulative(2/1-7/2)	156,712,989	114,434,250	-42,278,739	-26.98%

2- NO. OF SHARES TRADED

	2018	2019	NET CHANGE	CHANGE (%)
Daily	4,142,508	2,444,696	-1,697,812	-40.99%
Cumulative(3/2-7/2)	53,971,989	14,694,098	-39,277,891	-72.77%
Cumulative(2/1-7/2)	150,212,431	80,442,701	-69,769,730	-46.45%

3- NO. OF TRANSACTIONS

	2018	2019	NET CHANGE	CHANGE (%)
Daily	2,112	1,847	-265	-12.55%
Cumulative(3/2-7/2)	12,557	10,154	-2,403	-19.14%
Cumulative(2/1-7/2)	59,778	46,071	-13,707	-22.93%

4- SOME FINANCIAL RATIOS FOR THE ASE (7/2/2019)

SECTOR	P/E	P/BV	DIVIDEND YIELD (%)	TURNOVER (%)
FINANCIAL	17.572	1.102	4.974	0.042
SERVICES	17.151	1.246	5.277	0.021
INDUSTRY	57.822	1.356	3.375	0.036
OVERALL	18.805	1.190	4.815	0.036

5- STOCK PRICE INDEX WEIGHTED BY FREE FLOAT MARKET CAPITALIZATION (1999=1000)

	WEDNESDAY 06/02/2019	THURSDAY 07/02/2019	% CHANGE	
			DAY BEFORE	YTD
GENERAL	1965.8	1972.5	0.34%	3.34%
FINANCIAL	2696.9	2704.7	0.29%	1.96%
SERVICES	1337.1	1340.0	0.22%	4.71%
INDUSTRY	1951.5	1962.7	0.58%	4.25%

6- STOCK PRICE INDEX WEIGHTED BY MARKET CAPITALIZATION (1991=1000)

	WEDNESDAY 06/02/2019	THURSDAY 07/02/2019	% CHANGE	
			DAY BEFORE	YTD
GENERAL	3901.2	3896.3	-0.13%	2.61%
BANKS	8299.7	8284.1	-0.19%	0.46%
INSURANCE	1364.9	1367.7	0.20%	-0.64%
SERVICES	846.5	840.7	-0.69%	5.50%
INDUSTRY	2469.5	2480.9	0.46%	7.33%

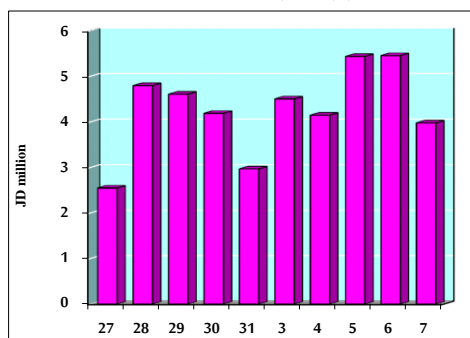
7- STOCK PRICE MARKET INDEX WEIGHTED BY FREE FLOAT MARKET CAP. (2012=1000)

	WEDNESDAY 06/02/2019	THURSDAY 07/02/2019	% CHANGE	
			DAY BEFORE	YTD
FIRST MARKET	1041.0	1046.2	0.49%	3.45%
SECOND MARKET	879.4	877.0	-0.27%	5.46%

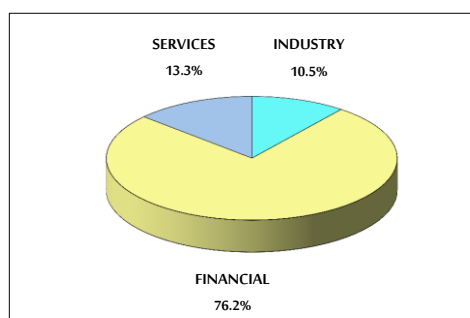
8- MARKET CAPITALIZATION (JD)

ASE MARKET CAPITALIZATION	16,491,969,653	16,473,795,774	-0.11%	2.18%
---------------------------	----------------	----------------	--------	-------

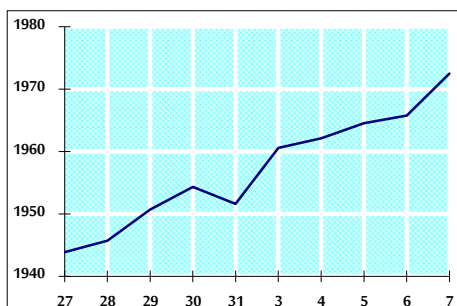
VALUE TRADED FROM 27/1 TO 7/2/2019



VALUE TRADED BY SECTOR THURSDAY 7/2/2019



GENERAL FREE FLOAT PRICE INDEX FROM 27/1 TO 7/2/2019



GENERAL PRICE INDEX FROM 27/1 TO 7/2/2019

