

## Daily Summary for Amman Stock Exchange

### 1- VALUE TRADED (JD)

	2018	2019	NET CHANGE	CHANGE (%)
Daily	7,851,782	5,848,567	-2,003,215	-25.51%
Cumulative(3/2-28/2)	138,919,378	97,204,165	-41,715,213	-30.03%
Cumulative(2/1-28/2)	252,942,372	188,098,535	-64,843,837	-25.64%

### 2- NO. OF SHARES TRADED

	2018	2019	NET CHANGE	CHANGE (%)
Daily	5,145,487	7,327,301	2,181,814	42.40%
Cumulative(3/2-28/2)	117,608,819	80,482,007	-37,126,812	-31.57%
Cumulative(2/1-28/2)	213,849,261	146,230,610	-67,618,651	-31.62%

### 3- NO. OF TRANSACTIONS

	2018	2019	NET CHANGE	CHANGE (%)
Daily	2,950	2,072	-878	-29.76%
Cumulative(3/2-28/2)	49,465	39,430	-10,035	-20.29%
Cumulative(2/1-28/2)	96,686	75,347	-21,339	-22.07%

### 4- SOME FINANCIAL RATIOS FOR THE ASE (28/2/2019)

SECTOR	P/E	P/BV	DIVIDEND YIELD (%)	TURNOVER (%)
FINANCIAL	12.881	1.103	5.154	0.129
SERVICES	16.725	1.217	5.375	0.095
INDUSTRY	59.798	1.360	3.355	0.040
OVERALL	14.937	1.188	4.963	0.109

### 5- STOCK PRICE INDEX WEIGHTED BY FREE FLOAT MARKET CAPITALIZATION (1999=1000)

	WEDNESDAY 27/02/2019	THURSDAY 28/02/2019	% CHANGE	
			DAY BEFORE	YTD
GENERAL	1990.1	1992.1	0.10%	4.36%
FINANCIAL	2743.0	2745.3	0.08%	3.49%
SERVICES	1329.8	1330.3	0.04%	3.95%
INDUSTRY	1961.0	1966.5	0.28%	4.45%

### 6- STOCK PRICE INDEX WEIGHTED BY MARKET CAPITALIZATION (1991=1000)

	WEDNESDAY 27/02/2019	THURSDAY 28/02/2019	% CHANGE	
			DAY BEFORE	YTD
GENERAL	3916.8	3920.1	0.08%	3.24%
BANKS	8376.8	8386.9	0.12%	1.71%
INSURANCE	1383.5	1375.5	-0.58%	-0.07%
SERVICES	824.9	824.1	-0.10%	3.42%
INDUSTRY	2492.2	2495.1	0.12%	7.95%

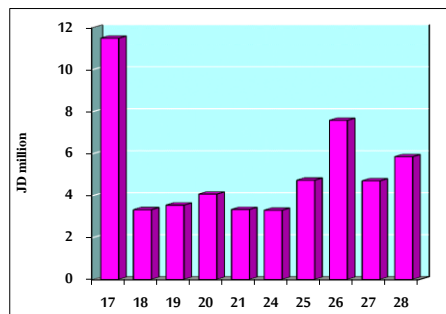
### 7- STOCK PRICE MARKET INDEX WEIGHTED BY FREE FLOAT MARKET CAP. (2012=1000)

	WEDNESDAY 27/02/2019	THURSDAY 28/02/2019	% CHANGE	
			DAY BEFORE	YTD
FIRST MARKET	1059.5	1061.1	0.15%	4.92%
SECOND MARKET	864.4	863.8	-0.07%	3.87%

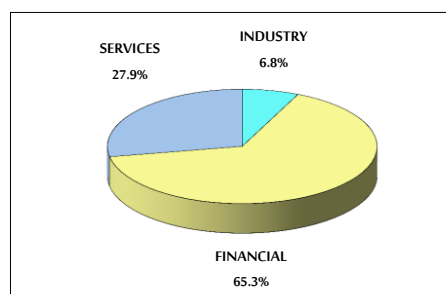
### 8- MARKET CAPITALIZATION (JD)

ASE MARKET CAPITALIZATION	16,527,120,244	16,543,660,287	0.10%	2.61%
---------------------------	----------------	----------------	-------	-------

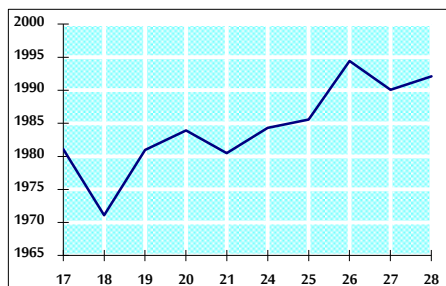
VALUE TRADED FROM 17/2 TO 28/2/2019



VALUE TRADED BY SECTOR THURSDAY 28/2/2019



GENERAL FREE FLOAT PRICE INDEX FROM 17/2 TO 28/2/2019



GENERAL PRICE INDEX FROM 17/2 TO 28/2/2019

