

Daily Summary for Amman Stock Exchange

1- VALUE TRADED (JD)

	2018	2019	NET CHANGE	CHANGE (%)
Daily	6,161,287	4,698,765	-1,462,522	-23.74%
Cumulative(3/2-27/2)	131,067,596	91,355,598	-39,711,998	-30.30%
Cumulative(2/1-27/2)	245,090,590	182,249,968	-62,840,622	-25.64%

2- NO. OF SHARES TRADED

	2018	2019	NET CHANGE	CHANGE (%)
Daily	3,579,163	4,445,095	865,932	24.19%
Cumulative(3/2-27/2)	112,463,332	73,154,706	-39,308,626	-34.95%
Cumulative(2/1-27/2)	208,703,774	138,903,309	-69,800,465	-33.44%

3- NO. OF TRANSACTIONS

	2018	2019	NET CHANGE	CHANGE (%)
Daily	2,363	2,171	-192	-8.13%
Cumulative(3/2-27/2)	46,515	37,358	-9,157	-19.69%
Cumulative(2/1-27/2)	93,736	73,275	-20,461	-21.83%

4- SOME FINANCIAL RATIOS FOR THE ASE (27/2/2019)

SECTOR	P/E	P/BV	DIVIDEND YIELD (%)	TURNOVER (%)
FINANCIAL	13.090	1.102	5.161	0.087
SERVICES	16.721	1.218	5.441	0.026
INDUSTRY	59.743	1.359	3.358	0.040
OVERALL	14.924	1.187	4.977	0.066

5- STOCK PRICE INDEX WEIGHTED BY FREE FLOAT MARKET CAPITALIZATION (1999=1000)

	TUESDAY 26/02/2019	WEDNESDAY 27/02/2019	% CHANGE	
			DAY BEFORE	YTD
GENERAL	1994.4	1990.1	-0.22%	4.26%
FINANCIAL	2749.3	2743.0	-0.23%	3.40%
SERVICES	1330.5	1329.8	-0.06%	3.90%
INDUSTRY	1966.7	1961.0	-0.29%	4.16%

6- STOCK PRICE INDEX WEIGHTED BY MARKET CAPITALIZATION (1991=1000)

	TUESDAY 26/02/2019	WEDNESDAY 27/02/2019	% CHANGE	
			DAY BEFORE	YTD
GENERAL	3930.6	3916.8	-0.35%	3.15%
BANKS	8421.0	8376.8	-0.53%	1.59%
INSURANCE	1379.2	1383.5	0.31%	0.51%
SERVICES	823.9	824.9	0.13%	3.53%
INDUSTRY	2496.7	2492.2	-0.18%	7.82%

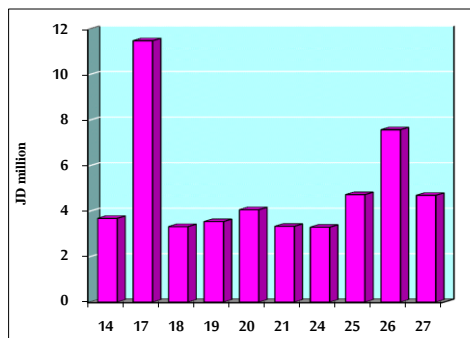
7- STOCK PRICE MARKET INDEX WEIGHTED BY FREE FLOAT MARKET CAP. (2012=1000)

	TUESDAY 26/02/2019	WEDNESDAY 27/02/2019	% CHANGE	
			DAY BEFORE	YTD
FIRST MARKET	1062.7	1059.5	-0.30%	4.77%
SECOND MARKET	860.8	864.4	0.42%	3.95%

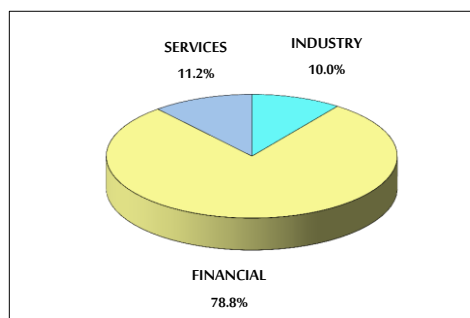
8- MARKET CAPITALIZATION (JD)

ASE MARKET CAPITALIZATION	16,580,814,284	16,527,120,244	-0.32%	2.51%
---------------------------	----------------	----------------	--------	-------

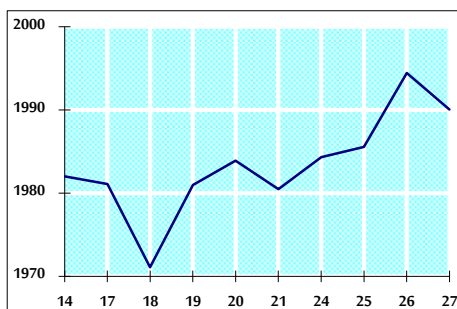
VALUE TRADED FROM 14/2 TO 27/2/2019



VALUE TRADED BY SECTOR WEDNESDAY 27/2/2019



GENERAL FREE FLOAT PRICE INDEX FROM 14/2 TO 27/2/2019



GENERAL PRICE INDEX FROM 14/2 TO 27/2/2019

