

## Daily Summary for Amman Stock Exchange

### 1- VALUE TRADED (JD)

	2018	2019	NET CHANGE	CHANGE (%)
Daily	4,548,733	7,577,910	3,029,177	66.59%
Cumulative(3/2-26/2)	124,906,309	86,656,833	-38,249,476	-30.62%
Cumulative(2/1-26/2)	238,929,303	177,551,203	-61,378,100	-25.69%

### 2- NO. OF SHARES TRADED

	2018	2019	NET CHANGE	CHANGE (%)
Daily	3,543,262	6,314,792	2,771,530	78.22%
Cumulative(3/2-26/2)	108,884,169	68,709,611	-40,174,558	-36.90%
Cumulative(2/1-26/2)	205,124,611	134,458,214	-70,666,397	-34.45%

### 3- NO. OF TRANSACTIONS

	2018	2019	NET CHANGE	CHANGE (%)
Daily	1,894	2,370	476	25.13%
Cumulative(3/2-26/2)	44,152	35,187	-8,965	-20.30%
Cumulative(2/1-26/2)	91,373	71,104	-20,269	-22.18%

### 4- SOME FINANCIAL RATIOS FOR THE ASE (26/2/2019)

SECTOR	P/E	P/BV	DIVIDEND YIELD (%)	TURNOVER (%)
FINANCIAL	13.147	1.107	5.138	0.106
SERVICES	16.732	1.218	5.437	0.083
INDUSTRY	59.833	1.361	3.353	0.053
OVERALL	14.976	1.191	4.960	0.094

### 5- STOCK PRICE INDEX WEIGHTED BY FREE FLOAT MARKET CAPITALIZATION (1999=1000)

	MONDAY 25/02/2019	TUESDAY 26/02/2019	% CHANGE	
			DAY BEFORE	YTD
GENERAL	1985.6	1994.4	0.45%	4.49%
FINANCIAL	2735.6	2749.3	0.50%	3.64%
SERVICES	1323.7	1330.5	0.51%	3.96%
INDUSTRY	1967.4	1966.7	-0.04%	4.46%

### 6- STOCK PRICE INDEX WEIGHTED BY MARKET CAPITALIZATION (1991=1000)

	MONDAY 25/02/2019	TUESDAY 26/02/2019	% CHANGE	
			DAY BEFORE	YTD
GENERAL	3918.1	3930.6	0.32%	3.52%
BANKS	8380.0	8421.0	0.49%	2.12%
INSURANCE	1385.6	1379.2	-0.46%	0.20%
SERVICES	822.3	823.9	0.19%	3.39%
INDUSTRY	2498.8	2496.7	-0.09%	8.02%

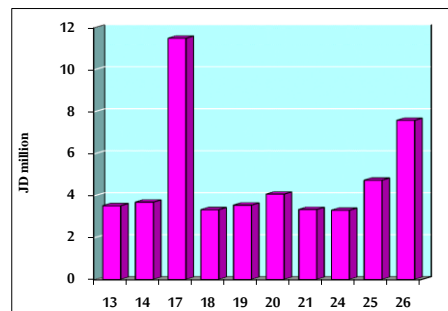
### 7- STOCK PRICE MARKET INDEX WEIGHTED BY FREE FLOAT MARKET CAP. (2012=1000)

	MONDAY 25/02/2019	TUESDAY 26/02/2019	% CHANGE	
			DAY BEFORE	YTD
FIRST MARKET	1057.5	1062.7	0.50%	5.08%
SECOND MARKET	859.7	860.8	0.12%	3.51%

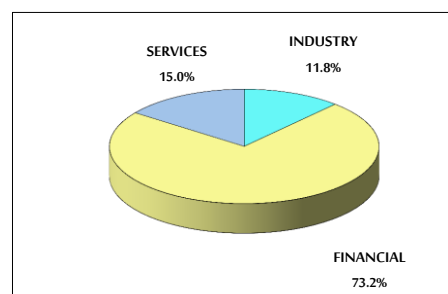
### 8- MARKET CAPITALIZATION (JD)

ASE MARKET CAPITALIZATION	16,543,885,242	16,580,814,284	0.22%	2.84%
---------------------------	----------------	----------------	-------	-------

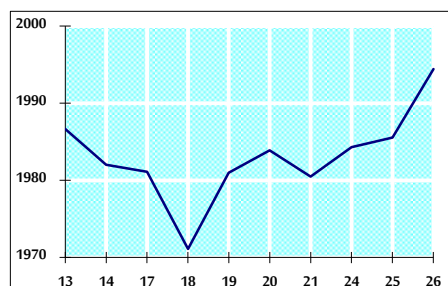
VALUE TRADED FROM 13/2 TO 26/2/2019



VALUE TRADED BY SECTOR TUESDAY 26/2/2019



GENERAL FREE FLOAT PRICE INDEX FROM 13/2 TO 26/2/2019



GENERAL PRICE INDEX FROM 13/2 TO 26/2/2019

