

## Daily Summary for Amman Stock Exchange

### 1- VALUE TRADED ( JD )

	2018	2019	NET CHANGE	CHANGE (%)
Daily	5,140,079	3,541,119	-1,598,960	-31.11%
Cumulative(3/2-19/2)	91,153,059	63,657,732	-27,495,327	-30.16%
Cumulative(2/1-19/2)	205,176,053	154,552,102	-50,623,951	-24.67%

### 2- NO. OF SHARES TRADED

	2018	2019	NET CHANGE	CHANGE (%)
Daily	3,591,778	3,928,745	336,967	9.38%
Cumulative(3/2-19/2)	87,061,920	46,454,762	-40,607,158	-46.64%
Cumulative(2/1-19/2)	183,302,362	112,203,365	-71,098,997	-38.79%

### 3- NO. OF TRANSACTIONS

	2018	2019	NET CHANGE	CHANGE (%)
Daily	2,292	1,793	-499	-21.77%
Cumulative(3/2-19/2)	31,714	25,769	-5,945	-18.75%
Cumulative(2/1-19/2)	78,935	61,686	-17,249	-21.85%

### 4- SOME FINANCIAL RATIOS FOR THE ASE (19/2/2019)

SECTOR	P/E	P/BV	DIVIDEND YIELD (%)	TURNOVER (%)
FINANCIAL	13.131	1.099	5.116	0.065
SERVICES	17.077	1.234	5.312	0.057
INDUSTRY	58.066	1.350	3.387	0.031
OVERALL	14.980	1.185	4.920	0.058

### 5- STOCK PRICE INDEX WEIGHTED BY FREE FLOAT MARKET CAPITALIZATION (1999=1000)

	MONDAY 18/02/2019	TUESDAY 19/02/2019	% CHANGE	
			DAY BEFORE	YTD
GENERAL	1971.1	1981.0	0.50%	3.78%
FINANCIAL	2700.7	2724.1	0.87%	2.69%
SERVICES	1333.0	1332.1	-0.07%	4.08%
INDUSTRY	1964.6	1958.2	-0.32%	4.01%

### 6- STOCK PRICE INDEX WEIGHTED BY MARKET CAPITALIZATION (1991=1000)

	MONDAY 18/02/2019	TUESDAY 19/02/2019	% CHANGE	
			DAY BEFORE	YTD
GENERAL	3890.8	3906.1	0.39%	2.87%
BANKS	8286.6	8350.3	0.77%	1.27%
INSURANCE	1371.7	1372.0	0.02%	-0.33%
SERVICES	833.5	828.8	-0.56%	4.01%
INDUSTRY	2477.8	2477.0	-0.03%	7.17%

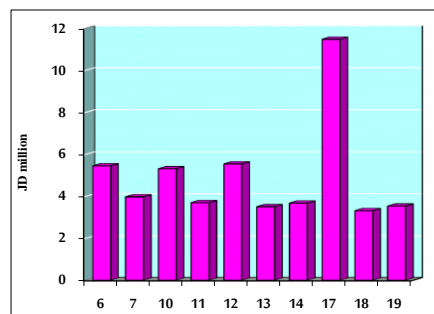
### 7- STOCK PRICE MARKET INDEX WEIGHTED BY FREE FLOAT MARKET CAP. (2012=1000)

	MONDAY 18/02/2019	TUESDAY 19/02/2019	% CHANGE	
			DAY BEFORE	YTD
FIRST MARKET	1047.6	1054.3	0.64%	4.25%
SECOND MARKET	863.8	861.7	-0.24%	3.62%

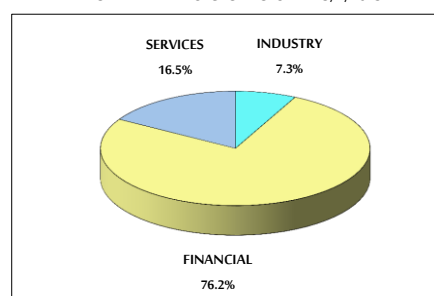
### 8- MARKET CAPITALIZATION (JD)

ASE MARKET CAPITALIZATION	16,440,553,045	16,499,542,001	0.36%	2.34%
---------------------------	----------------	----------------	-------	-------

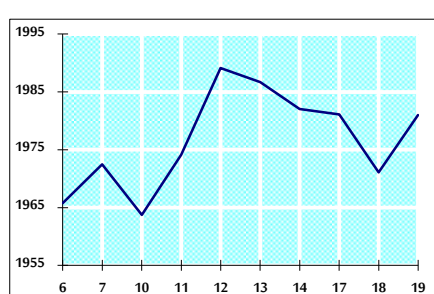
VALUE TRADED FROM 6/2 TO 19/2/2019



VALUE TRADED BY SECTOR TUESDAY 19/2/2019



GENERAL FREE FLOAT PRICE INDEX FROM 6/2 TO 19/2/2019



GENERAL PRICE INDEX FROM 6/2 TO 19/2/2019

