

## Daily Summary for Amman Stock Exchange

### 1- VALUE TRADED ( JD )

	2018	2019	NET CHANGE	CHANGE (%)
Daily	5,530,849	3,321,666	-2,209,183	-39.94%
Cumulative(3/2-18/2)	86,012,980	60,116,613	-25,896,367	-30.11%
Cumulative(2/1-18/2)	200,035,974	151,010,983	-49,024,991	-24.51%

### 2- NO. OF SHARES TRADED

	2018	2019	NET CHANGE	CHANGE (%)
Daily	4,040,038	3,065,002	-975,036	-24.13%
Cumulative(3/2-18/2)	83,470,142	42,526,017	-40,944,125	-49.05%
Cumulative(2/1-18/2)	179,710,584	108,274,620	-71,435,964	-39.75%

### 3- NO. OF TRANSACTIONS

	2018	2019	NET CHANGE	CHANGE (%)
Daily	2,669	1,958	-711	-26.64%
Cumulative(3/2-18/2)	29,422	23,976	-5,446	-18.51%
Cumulative(2/1-18/2)	76,643	59,893	-16,750	-21.85%

### 4- SOME FINANCIAL RATIOS FOR THE ASE (18/2/2019)

SECTOR	P/E	P/BV	DIVIDEND YIELD (%)	TURNOVER (%)
FINANCIAL	13.081	1.091	5.133	0.044
SERVICES	17.157	1.240	5.287	0.041
INDUSTRY	58.145	1.352	3.382	0.062
OVERALL	14.961	1.181	4.926	0.046

### 5- STOCK PRICE INDEX WEIGHTED BY FREE FLOAT MARKET CAPITALIZATION (1999=1000)

	SUNDAY 17/02/2019	MONDAY 18/02/2019	% CHANGE	
			DAY BEFORE	YTD
GENERAL	1981.1	1971.1	-0.51%	3.26%
FINANCIAL	2717.5	2700.7	-0.62%	1.81%
SERVICES	1343.3	1333.0	-0.77%	4.16%
INDUSTRY	1964.7	1964.6	-0.01%	4.35%

### 6- STOCK PRICE INDEX WEIGHTED BY MARKET CAPITALIZATION (1991=1000)

	SUNDAY 17/02/2019	MONDAY 18/02/2019	% CHANGE	
			DAY BEFORE	YTD
GENERAL	3888.2	3890.8	0.07%	2.47%
BANKS	8304.9	8286.6	-0.22%	0.49%
INSURANCE	1372.2	1371.7	-0.04%	-0.35%
SERVICES	825.6	833.5	0.95%	4.60%
INDUSTRY	2470.5	2477.8	0.30%	7.20%

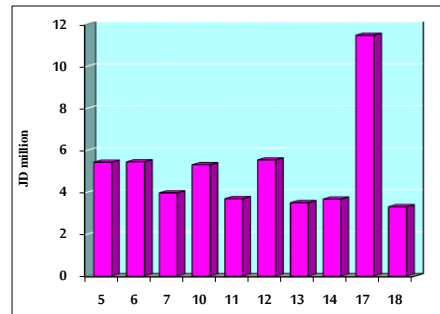
### 7- STOCK PRICE MARKET INDEX WEIGHTED BY FREE FLOAT MARKET CAP. (2012=1000)

	SUNDAY 17/02/2019	MONDAY 18/02/2019	% CHANGE	
			DAY BEFORE	YTD
FIRST MARKET	1053.3	1047.6	-0.54%	3.59%
SECOND MARKET	867.9	863.8	-0.48%	3.87%

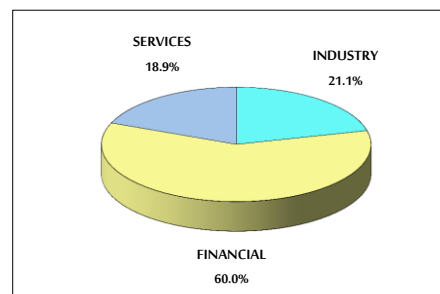
### 8- MARKET CAPITALIZATION (JD)

ASE MARKET CAPITALIZATION	16,438,891,212	16,440,553,045	0.01%	1.97%
---------------------------	----------------	----------------	-------	-------

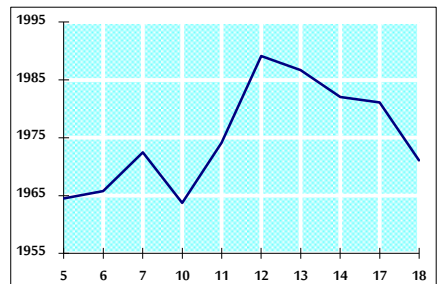
VALUE TRADED FROM 5/2 TO 18/2/2019



VALUE TRADED BY SECTOR MONDAY 18/2/2019



GENERAL FREE FLOAT PRICE INDEX FROM 5/2 TO 18/2/2019



GENERAL PRICE INDEX FROM 5/2 TO 18/2/2019

