

## Daily Summary for Amman Stock Exchange

### 1- VALUE TRADED (JD)

	2018	2019	NET CHANGE	CHANGE (%)
Daily	7,583,433	4,192,300	-3,391,133	-44.72%
Cumulative(2/1-30/1)	105,323,102	87,921,026	-17,402,076	-16.52%
Cumulative(2/1-30/1)	105,323,102	87,921,026	-17,402,076	-16.52%

### 2- NO. OF SHARES TRADED

	2018	2019	NET CHANGE	CHANGE (%)
Daily	6,018,586	3,863,367	-2,155,219	-35.81%
Cumulative(2/1-30/1)	90,084,658	63,061,507	-27,023,151	-30.00%
Cumulative(2/1-30/1)	90,084,658	63,061,507	-27,023,151	-30.00%

### 3- NO. OF TRANSACTIONS

	2018	2019	NET CHANGE	CHANGE (%)
Daily	2,532	2,196	-336	-13.27%
Cumulative(2/1-30/1)	43,659	33,986	-9,673	-22.16%
Cumulative(2/1-30/1)	43,659	33,986	-9,673	-22.16%

### 4- SOME FINANCIAL RATIOS FOR THE ASE (30/1/2019)

SECTOR	P/E	P/BV	DIVIDEND YIELD (%)	TURNOVER (%)
FINANCIAL	17.631	1.106	4.946	0.062
SERVICES	16.714	1.220	5.388	0.042
INDUSTRY	55.651	1.345	3.407	0.065
OVERALL	18.701	1.187	4.820	0.057

### 5- STOCK PRICE INDEX WEIGHTED BY FREE FLOAT MARKET CAPITALIZATION (1999=1000)

	TUESDAY 29/01/2019	WEDNESDAY 30/01/2019	% CHANGE	
			DAY BEFORE	YTD
GENERAL	1950.7	1954.3	0.19%	2.38%
FINANCIAL	2686.2	2691.6	0.20%	1.47%
SERVICES	1311.4	1316.9	0.42%	2.90%
INDUSTRY	1943.9	1940.2	-0.19%	3.05%

### 6- STOCK PRICE INDEX WEIGHTED BY MARKET CAPITALIZATION (1991=1000)

	TUESDAY 29/01/2019	WEDNESDAY 30/01/2019	% CHANGE	
			DAY BEFORE	YTD
GENERAL	3885.8	3887.0	0.03%	2.37%
BANKS	8321.7	8319.1	-0.03%	0.89%
INSURANCE	1361.5	1356.4	-0.37%	-1.46%
SERVICES	820.3	824.6	0.52%	3.48%
INDUSTRY	2460.3	2457.8	-0.10%	6.34%

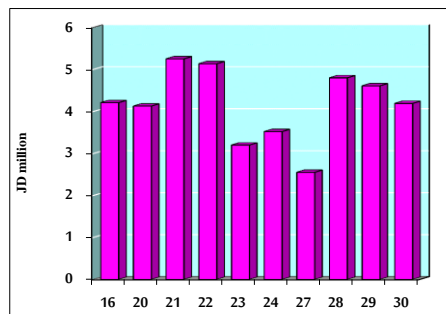
### 7- STOCK PRICE MARKET INDEX WEIGHTED BY FREE FLOAT MARKET CAP. (2012=1000)

	TUESDAY 29/01/2019	WEDNESDAY 30/01/2019	% CHANGE	
			DAY BEFORE	YTD
FIRST MARKET	1033.7	1034.8	0.10%	2.32%
SECOND MARKET	862.8	870.4	0.88%	4.66%

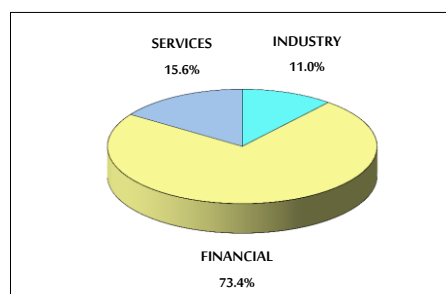
### 8- MARKET CAPITALIZATION (JD)

ASE MARKET CAPITALIZATION	16,427,318,353	16,432,757,231	0.03%	1.92%
---------------------------	----------------	----------------	-------	-------

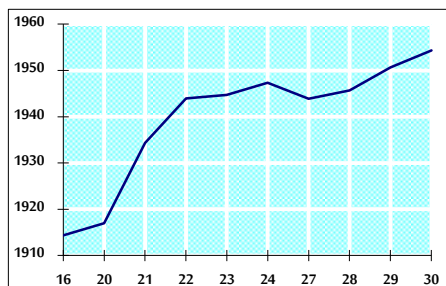
VALUE TRADED FROM 16/1 TO 30/1/2019



VALUE TRADED BY SECTOR WEDNESDAY 30/1/2019



GENERAL FREE FLOAT PRICE INDEX FROM 16/1 TO 30/1/2019



GENERAL PRICE INDEX FROM 16/1 TO 30/1/2019

