

Daily Summary for Amman Stock Exchange

1- VALUE TRADED (JD)

	2017	2018	NET CHANGE	CHANGE (%)
Daily	4,814,168	4,359,914	-454,254	-9.44%
Cumulative(2/12-26/12)	114,523,665	92,409,029	-22,114,636	-19.31%
Cumulative(2/1-26/12)	2,916,025,356	1,819,655,891	-1,096,369,465	-37.60%

2- NO. OF SHARES TRADED

	2017	2018	NET CHANGE	CHANGE (%)
Daily	3,968,193	3,132,231	-835,962	-21.07%
Cumulative(2/12-26/12)	98,798,246	64,891,646	-33,906,600	-34.32%
Cumulative(2/1-26/12)	1,706,096,504	1,123,512,175	-582,584,329	-34.15%

3- NO. OF TRANSACTIONS

	2017	2018	NET CHANGE	CHANGE (%)
Daily	1,992	1,838	-154	-7.73%
Cumulative(2/12-26/12)	36,975	30,161	-6,814	-18.43%
Cumulative(2/1-26/12)	712,778	506,299	-206,479	-28.97%

4- SOME FINANCIAL RATIOS FOR THE ASE (26/12/2018)

SECTOR	P/E	P/BV	DIVIDEND YIELD (%)	TURNOVER (%)
FINANCIAL	17.207	1.083	5.058	0.035
SERVICES	16.081	1.193	5.541	0.061
INDUSTRY	54.973	1.302	3.500	0.077
OVERALL	17.845	1.145	4.978	0.046

5- STOCK PRICE INDEX WEIGHTED BY FREE FLOAT MARKET CAPITALIZATION (1999=1000)

	MONDAY 24/12/2018	WEDNESDAY 26/12/2018	% CHANGE	
			DAY BEFORE	YTD
GENERAL	1903.6	1906.9	0.17%	-10.34%
FINANCIAL	2608.3	2612.6	0.16%	-9.33%
SERVICES	1288.2	1280.2	-0.63%	-11.69%
INDUSTRY	1956.9	1976.8	1.02%	-11.33%

6- STOCK PRICE INDEX WEIGHTED BY MARKET CAPITALIZATION (1991=1000)

	MONDAY 24/12/2018	WEDNESDAY 26/12/2018	% CHANGE	
			DAY BEFORE	YTD
GENERAL	3773.3	3784.1	0.29%	-5.62%
BANKS	8081.0	8148.1	0.83%	-2.24%
INSURANCE	1375.2	1368.7	-0.47%	8.52%
SERVICES	807.0	802.6	-0.54%	-14.04%
INDUSTRY	2365.5	2347.5	-0.76%	-10.26%

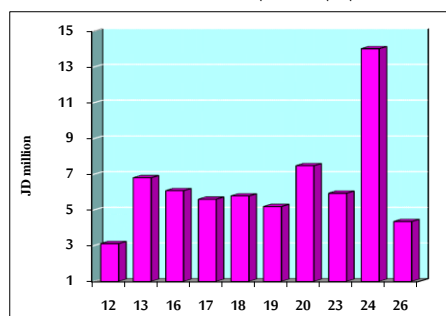
7- STOCK PRICE MARKET INDEX WEIGHTED BY FREE FLOAT MARKET CAP. (2012=1000)

	MONDAY 24/12/2018	WEDNESDAY 26/12/2018	% CHANGE	
			DAY BEFORE	YTD
FIRST MARKET	1007.0	1008.4	0.14%	-11.17%
SECOND MARKET	839.9	839.0	-0.10%	-8.37%

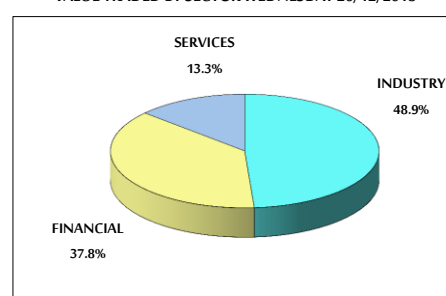
8- MARKET CAPITALIZATION (JD)

ASE MARKET CAPITALIZATION	16,031,021,993	16,070,346,556	0.25%	-5.26%
---------------------------	----------------	----------------	-------	--------

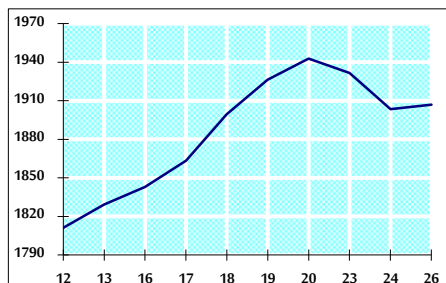
VALUE TRADED FROM 12/12 TO 26/12/2018



VALUE TRADED BY SECTOR WEDNESDAY 26/12/2018



GENERAL FREE FLOAT PRICE INDEX FROM 12/12 TO 26/12/2018



GENERAL PRICE INDEX FROM 12/12 TO 26/12/2018

