

Daily Summary for Amman Stock Exchange

1- VALUE TRADED (JD)

	2017	2018	NET CHANGE	CHANGE (%)
Daily	5,401,518	5,608,316	206,798	3.83%
Cumulative(2/12-17/12)	81,107,117	49,590,273	-31,516,844	-38.86%
Cumulative(2/1-17/12)	2,882,608,808	1,776,837,135	-1,105,771,673	-38.36%

2- NO. OF SHARES TRADED

	2017	2018	NET CHANGE	CHANGE (%)
Daily	4,860,703	4,357,894	-502,809	-10.34%
Cumulative(2/12-17/12)	67,682,148	36,767,111	-30,915,037	-45.68%
Cumulative(2/1-17/12)	1,674,980,406	1,095,387,640	-579,592,766	-34.60%

3- NO. OF TRANSACTIONS

	2017	2018	NET CHANGE	CHANGE (%)
Daily	1,955	1,715	-240	-12.28%
Cumulative(2/12-17/12)	24,723	17,650	-7,073	-28.61%
Cumulative(2/1-17/12)	700,526	493,788	-206,738	-29.51%

4- SOME FINANCIAL RATIOS FOR THE ASE (17/12/2018)

SECTOR	P/E	P/BV	DIVIDEND YIELD (%)	TURNOVER (%)
FINANCIAL	16.903	1.062	5.154	0.066
SERVICES	16.044	1.190	5.554	0.047
INDUSTRY	52.020	1.233	3.698	0.088
OVERALL	17.414	1.116	5.102	0.065

5- STOCK PRICE INDEX WEIGHTED BY FREE FLOAT MARKET CAPITALIZATION (1999=1000)

	SUNDAY 16/12/2018	MONDAY 17/12/2018	% CHANGE	
			DAY BEFORE	YTD
GENERAL	1843.0	1863.3	1.10%	-12.39%
FINANCIAL	2536.9	2566.7	1.17%	-10.93%
SERVICES	1271.5	1286.3	1.16%	-11.27%
INDUSTRY	1841.9	1845.3	0.18%	-17.24%

6- STOCK PRICE INDEX WEIGHTED BY MARKET CAPITALIZATION (1991=1000)

	SUNDAY 16/12/2018	MONDAY 17/12/2018	% CHANGE	
			DAY BEFORE	YTD
GENERAL	3664.1	3693.7	0.81%	-7.87%
BANKS	7903.8	7978.7	0.95%	-4.28%
INSURANCE	1377.7	1378.6	0.06%	9.31%
SERVICES	797.4	803.1	0.71%	-13.99%
INDUSTRY	2216.3	2226.4	0.46%	-14.89%

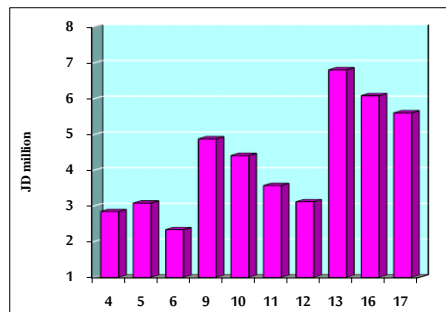
7- STOCK PRICE MARKET INDEX WEIGHTED BY FREE FLOAT MARKET CAP. (2012=1000)

	SUNDAY 16/12/2018	MONDAY 17/12/2018	% CHANGE	
			DAY BEFORE	YTD
FIRST MARKET	968.2	980.5	1.27%	-13.62%
SECOND MARKET	845.6	848.5	0.35%	-7.34%

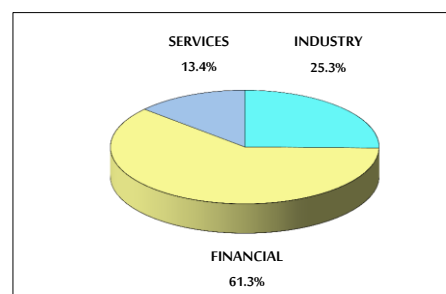
8- MARKET CAPITALIZATION (JD)

ASE MARKET CAPITALIZATION	15,592,267,984	15,707,586,104	0.74%	-7.40%
---------------------------	----------------	----------------	-------	--------

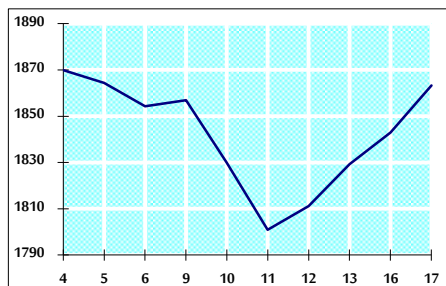
VALUE TRADED FROM 4/12 TO 17/12/2018



VALUE TRADED BY SECTOR MONDAY 17/12/2018



GENERAL FREE FLOAT PRICE INDEX FROM 4/12 TO 17/12/2018



GENERAL PRICE INDEX FROM 4/12 TO 17/12/2018

