

## **The Financial Results of the Companies Listed for the First Half of 2020 at the Sector Level**

August 17, 2020

The Chief Executive Officer (CEO) of the Amman Stock Exchange (ASE), Mr. Mazen Wathaifi stated that the net profit after tax attributable to shareholders for the first half of 2020 for the listed companies which have provided the ASE with their financial reports has decreased to JD 43.3 million, compared to JD 596.9 million for first half of 2019, a decrease of 92.7%.

At the sector level, the Services Sector decreased in profits after tax attributable to shareholders by 322.6%. The Energy and Utilities, Transportation, and Hotels and Tourism sectors were the sectors with the sharpest drop in the main Services Sector.

The Financial Sector followed by a decrease of 62.6%. The Banking Sector was the sector with the sharpest drop in the main Financial Sector.

Finally, the Industrial Sector with a decrease of 56.5%. The Extractive and Mining Industries Sector was the sector with the sharpest drop in the main Industrial Sector.

JANUARY-JUNE

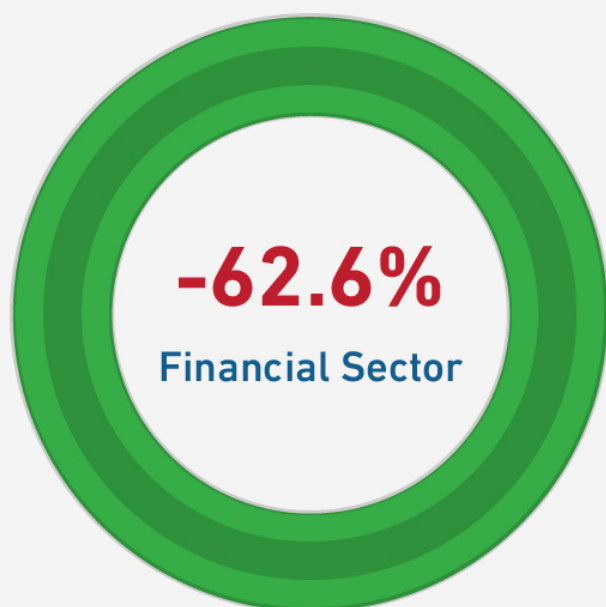
2020



## Profits After Tax Attributable to Shareholders

JANUARY-JUNE

2020




The Amount of Change for the  
First Half (2019-2020) JD

Banks	-267,754,096
Insurance	5,292,765
Diversified Financial services	-4,665,206
Real Estate	-6,441,095
Financial Sector	-273,567,632

JANUARY-JUNE

2020



The Amount of Change for the  
First Half (2019-2020) JD

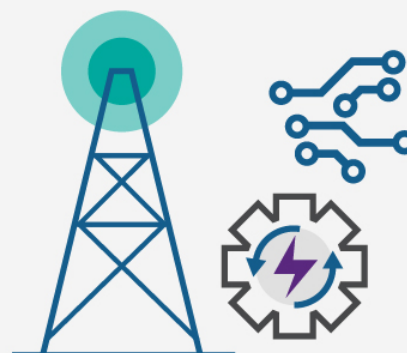
Pharmaceutical and Medical Industries	5,663,769
Chemical Industries	445,298
Food and Beverages	-1,541,814
Tobacco and Cigarettes	-3,408,192
Mining and Extraction Industries	-48,254,169
Engineering and Construction	-493,250
Electrical Industries	125,955
Textiles, Leathers and Clothings	-2,525,502
<b>Industrial Sector</b>	<b>-49,987,905</b>

JANUARY-JUNE

2020

**-322.6%**

Services Sector



The Amount of Change for the  
First Half (2019-2020) JD

Health Care Services	-631,640
Educational Services	-1,962,452
Hotels and Tourism	-17,997,405
Transportation	-73,856,085
Technology and Communication	-876,454
Utilities and Energy	-127,064,855
Commercial Services	-7,688,988
Services Sector	-230,077,879