

Daily Summary for Amman Stock Exchange

VALUE TRADED (JD)

	2023	2024	NET CHANGE	CHANGE (%)
Daily	9,208,706	4,076,690	-5,132,016	-55.73%
Cumulative (2/1-4/1)	23,351,583	12,447,413	-10,904,170	-46.70%
Cumulative (2/1-4/1)	23,351,583	12,447,413	-10,904,170	-46.70%

NO. OF SHARES TRADED

	2023	2024	NET CHANGE	CHANGE (%)
Daily	6,093,026	3,959,224	-2,133,802	-35.02%
Cumulative (2/1-4/1)	15,440,402	11,789,487	-3,650,915	-23.65%
Cumulative (2/1-4/1)	15,440,402	11,789,487	-3,650,915	-23.65%

NO. OF TRANSACTIONS

	2023	2024	NET CHANGE	CHANGE (%)
Daily	3,957	3,061	-896	-22.64%
Cumulative (2/1-4/1)	9,494	8,309	-1,185	-12.48%
Cumulative (2/1-4/1)	9,494	8,309	-1,185	-12.48%

SOME FINANCIAL RATIOS FOR THE ASE (4/1/2024)

SECTOR	P/E	P/BV	DIVIDEND YIELD (%)	TURNOVER (%)
FINANCIAL	8.150	0.842	5.471	0.047
SERVICES	11.726	1.325	6.605	0.119
INDUSTRY	6.710	1.518	7.633	0.057
OVERALL	7.505	1.045	6.659	0.063

STOCK PRICE INDEX WEIGHTED BY FREE FLOAT MARKET CAPITALIZATION (1999=1000)

	WEDNESDAY 03/01/2024	THURSDAY 04/01/2024	% CHANGE	
			DAY BEFORE	YTD
GENERAL	2441.8	2452.4	0.43%	0.87%
FINANCIAL	2742.0	2755.1	0.48%	0.96%
SERVICES	1650.9	1656.0	0.31%	0.73%
INDUSTRY	4727.4	4740.8	0.28%	0.47%

STOCK PRICE INDEX WEIGHTED BY FREE FLOAT MARKET CAPITALIZATION ASE20 (2014=1000)

	1312.8	1318.4	0.43%	0.73%
--	--------	--------	-------	-------

Total Return Index ASETR (2021=1074)

	1492.9	1499.3	0.43%	0.73%
--	--------	--------	-------	-------

STOCK PRICE INDEX WEIGHTED BY MARKET CAPITALIZATION (1991=1000)

	WEDNESDAY 03/01/2024	THURSDAY 04/01/2024	% CHANGE	
			DAY BEFORE	YTD
GENERAL	4444.2	4468.3	0.54%	1.18%
BANKS	6809.2	6858.0	0.72%	1.82%
INSURANCE	1290.7	1290.1	-0.05%	0.40%
SERVICES	886.3	894.3	0.90%	1.78%
INDUSTRY	5701.3	5711.8	0.18%	0.09%

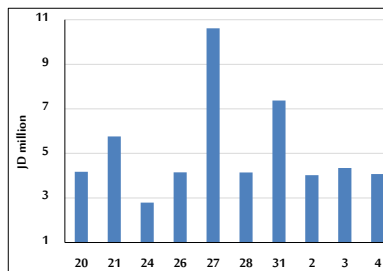
STOCK PRICE MARKET INDEX WEIGHTED BY FREE FLOAT MARKET CAP. (2012=1000)

	WEDNESDAY 03/01/2024	THURSDAY 04/01/2024	% CHANGE	
			DAY BEFORE	YTD
FIRST MARKET	1363.8	1369.5	0.42%	0.77%
SECOND MARKET	873.3	880.7	0.85%	1.90%

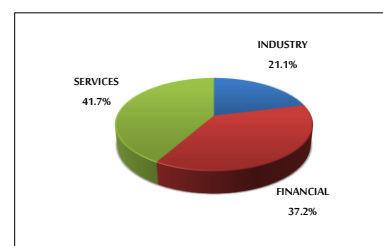
MARKET CAPITALIZATION (JD)

	17,032,728,173	17,110,838,994	0.46%	1.01%
--	----------------	----------------	-------	-------

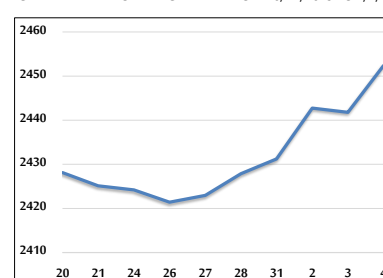
VALUE TRADED FROM 20/12/2023 TO 4/1/2024



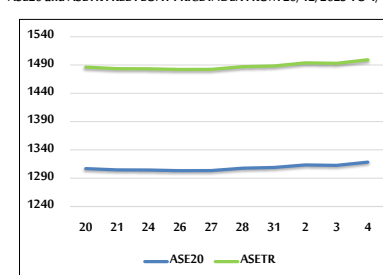
VALUE TRADED BY SECTOR THURSDAY 4/1/2024



GENERAL FREE FLOAT PRICE INDEX FROM 20/12/2023 TO 4/1/2024



ASE20 and ASETR FREE FLOAT PRICE INDEX FROM 20/12/2023 TO 4/1/2024



STOCK PRICE INDEX FROM 20/12/2023 TO 4/1/2024

