

Daily Summary for Amman Stock Exchange

VALUE TRADED (JD)

	2023	2024	NET CHANGE	CHANGE (%)
Daily	7,192,356	4,348,259	-2,844,097	-39.54%
Cumulative (2/1-3/1)	14,142,877	8,370,723	-5,772,154	-40.81%
Cumulative (2/1-3/1)	14,142,877	8,370,723	-5,772,154	-40.81%

NO. OF SHARES TRADED

	2023	2024	NET CHANGE	CHANGE (%)
Daily	4,672,288	4,242,021	-430,267	-9.21%
Cumulative (2/1-3/1)	9,347,376	7,830,263	-1,517,113	-16.23%
Cumulative (2/1-3/1)	9,347,376	7,830,263	-1,517,113	-16.23%

NO. OF TRANSACTIONS

	2023	2024	NET CHANGE	CHANGE (%)
Daily	3,410	2,779	-631	-18.50%
Cumulative (2/1-3/1)	5,537	5,248	-289	-5.22%
Cumulative (2/1-3/1)	5,537	5,248	-289	-5.22%

SOME FINANCIAL RATIOS FOR THE ASE (3/1/2024)

SECTOR	P/E	P/BV	DIVIDEND YIELD (%)	TURNOVER (%)
FINANCIAL	8.096	0.836	5.507	0.070
SERVICES	11.669	1.319	6.637	0.061
INDUSTRY	6.701	1.516	7.643	0.067
OVERALL	7.464	1.039	6.695	0.068

STOCK PRICE INDEX WEIGHTED BY FREE FLOAT MARKET CAPITALIZATION (1999=1000)

	TUESDAY 02/01/2024	WEDNESDAY 03/01/2024	% CHANGE	
			DAY BEFORE	YTD
GENERAL	2442.7	2441.8	-0.04%	0.43%
FINANCIAL	2733.1	2742.0	0.33%	0.48%
SERVICES	1656.0	1650.9	-0.31%	0.42%
INDUSTRY	4763.4	4727.4	-0.75%	0.19%

STOCK PRICE INDEX WEIGHTED BY FREE FLOAT MARKET CAPITALIZATION ASE20 (2014=1000)

	1313.5	1312.8	-0.05%	0.30%
--	--------	--------	--------	-------

Total Return Index ASETR (2021=1074)

	1493.7	1492.9	-0.05%	0.30%
--	--------	--------	--------	-------

STOCK PRICE INDEX WEIGHTED BY MARKET CAPITALIZATION (1991=1000)

	TUESDAY 02/01/2024	WEDNESDAY 03/01/2024	% CHANGE	
			DAY BEFORE	YTD
GENERAL	4434.6	4444.2	0.22%	0.63%
BANKS	6742.4	6809.2	0.99%	1.09%
INSURANCE	1289.2	1290.7	0.12%	0.45%
SERVICES	885.5	886.3	0.09%	0.87%
INDUSTRY	5748.3	5701.3	-0.82%	-0.09%

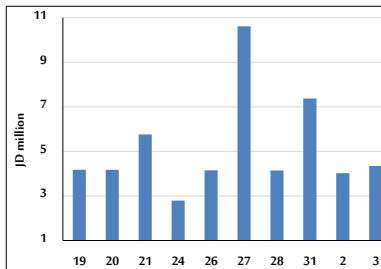
STOCK PRICE MARKET INDEX WEIGHTED BY FREE FLOAT MARKET CAP. (2012=1000)

	TUESDAY 02/01/2024	WEDNESDAY 03/01/2024	% CHANGE	
			DAY BEFORE	YTD
FIRST MARKET	1364.4	1363.8	-0.05%	0.35%
SECOND MARKET	871.2	873.3	0.23%	1.04%

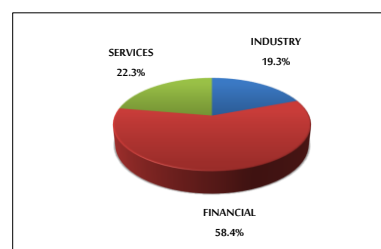
MARKET CAPITALIZATION (JD)

	16,995,605,736	17,032,728,173	0.22%	0.55%
--	----------------	----------------	-------	-------

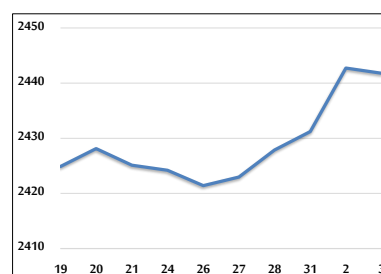
VALUE TRADED FROM 19/12/2023 TO 3/1/2024



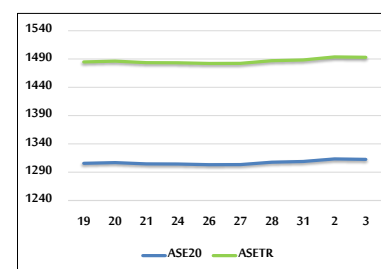
VALUE TRADED BY SECTOR WEDNESDAY 3/1/2024



GENERAL FREE FLOAT PRICE INDEX FROM 19/12/2023 TO 3/1/2024



ASE20 and ASETR FREE FLOAT PRICE INDEX FROM 19/12/2023 TO 3/1/2024



STOCK PRICE INDEX FROM 19/12/2023 TO 3/1/2024

