

## Daily Summary for Amman Stock Exchange

### VALUE TRADED (JD)

	2023	2024	NET CHANGE	CHANGE (%)
Daily	6,950,521	4,022,464	-2,928,057	-42.13%
Cumulative (2/1-2/1)	6,950,521	4,022,464	-2,928,057	-42.13%
Cumulative (2/1-2/1)	6,950,521	4,022,464	-2,928,057	-42.13%

### NO. OF SHARES TRADED

	2023	2024	NET CHANGE	CHANGE (%)
Daily	4,675,088	3,588,242	-1,086,846	-23.25%
Cumulative (2/1-2/1)	4,675,088	3,588,242	-1,086,846	-23.25%
Cumulative (2/1-2/1)	4,675,088	3,588,242	-1,086,846	-23.25%

### NO. OF TRANSACTIONS

	2023	2024	NET CHANGE	CHANGE (%)
Daily	2,127	2,469	342	16.08%
Cumulative (2/1-2/1)	2,127	2,469	342	16.08%
Cumulative (2/1-2/1)	2,127	2,469	342	16.08%

### SOME FINANCIAL RATIOS FOR THE ASE (2/1/2024)

SECTOR	P/E	P/BV	DIVIDEND YIELD (%)	TURNOVER (%)
FINANCIAL	8.023	0.829	5.558	0.051
SERVICES	11.669	1.319	6.637	0.072
INDUSTRY	6.754	1.528	7.584	0.064
OVERALL	7.448	1.037	6.709	0.057

### STOCK PRICE INDEX WEIGHTED BY FREE FLOAT MARKET CAPITALIZATION (1999=1000)

	SUNDAY 31/12/2023	TUESDAY 02/01/2024	% CHANGE	
			DAY BEFORE	YTD
GENERAL	2431.2	2442.7	0.47%	0.47%
FINANCIAL	2729.0	2733.1	0.15%	0.15%
SERVICES	1644.0	1656.0	0.73%	0.73%
INDUSTRY	4718.7	4763.4	0.95%	0.95%

### STOCK PRICE INDEX WEIGHTED BY FREE FLOAT MARKET CAPITALIZATION ASE20 (2014=1000)

	1308.8	1313.5	0.35%	0.35%
--	--------	--------	-------	-------

### Total Return Index ASETR (2021=1074)

	1488.5	1493.7	0.35%	0.35%
--	--------	--------	-------	-------

### STOCK PRICE INDEX WEIGHTED BY MARKET CAPITALIZATION (1991=1000)

	SUNDAY 31/12/2023	TUESDAY 02/01/2024	% CHANGE	
			DAY BEFORE	YTD
GENERAL	4416.3	4434.6	0.41%	0.41%
BANKS	6735.6	6742.4	0.10%	0.10%
INSURANCE	1284.9	1289.2	0.33%	0.33%
SERVICES	878.6	885.5	0.78%	0.78%
INDUSTRY	5706.7	5748.3	0.73%	0.73%

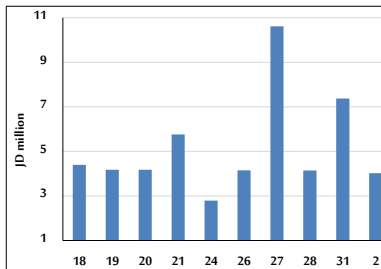
### STOCK PRICE MARKET INDEX WEIGHTED BY FREE FLOAT MARKET CAP. (2012=1000)

	SUNDAY 31/12/2023	TUESDAY 02/01/2024	% CHANGE	
			DAY BEFORE	YTD
FIRST MARKET	1359.0	1364.4	0.40%	0.40%
SECOND MARKET	864.2	871.2	0.81%	0.81%

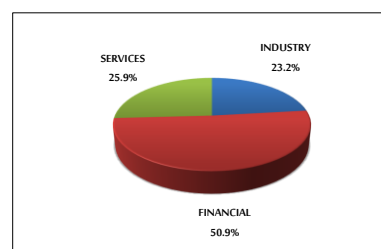
### MARKET CAPITALIZATION (JD)

	16,939,162,034	16,995,605,736	0.33%	0.33%
--	----------------	----------------	-------	-------

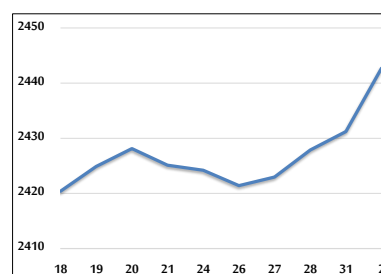
### VALUE TRADED FROM 18/12/2023 TO 2/1/2024



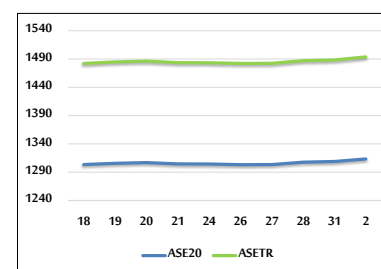
### VALUE TRADED BY SECTOR TUESDAY 2/1/2024



### GENERAL FREE FLOAT PRICE INDEX FROM 18/12/2023 TO 2/1/2024



### ASE20 and ASETR FREE FLOAT PRICE INDEX FROM 18/12/2023 TO 2/1/2024



### STOCK PRICE INDEX FROM 18/12/2023 TO 2/1/2024

