

Daily Summary for Amman Stock Exchange

VALUE TRADED (JD)

	2022	2023	NET CHANGE	CHANGE (%)
Daily	4,283,786	4,151,468	-132,318	-3.09%
Cumulative (3/12-26/12)	74,486,739	77,267,088	2,780,349	3.73%
Cumulative (2/1-26/12)	1,885,922,082	1,434,829,473	-451,092,609	-23.92%

NO. OF SHARES TRADED

	2022	2023	NET CHANGE	CHANGE (%)
Daily	2,970,061	4,068,985	1,098,924	37.00%
Cumulative (3/12-26/12)	65,355,579	70,764,811	5,409,232	8.28%
Cumulative (2/1-26/12)	1,141,133,039	1,097,965,061	-43,167,978	-3.78%

NO. OF TRANSACTIONS

	2022	2023	NET CHANGE	CHANGE (%)
Daily	1,987	2,984	997	50.18%
Cumulative (3/12-26/12)	37,949	42,272	4,323	11.39%
Cumulative (2/1-26/12)	730,132	676,359	-53,773	-7.36%

SOME FINANCIAL RATIOS FOR THE ASE (26/12/2023)

SECTOR	P/E	P/BV	DIVIDEND YIELD (%)	TURNOVER (%)
FINANCIAL	7.987	0.825	5.583	0.064
SERVICES	11.543	1.304	6.710	0.074
INDUSTRY	6.739	1.525	7.600	0.054
OVERALL	7.408	1.022	6.696	0.065

STOCK PRICE INDEX WEIGHTED BY FREE FLOAT MARKET CAPITALIZATION (1999=1000)

	SUNDAY 24/12/2023	TUESDAY 26/12/2023	% CHANGE	
			DAY BEFORE	YTD
GENERAL	2424.2	2421.4	-0.12%	-3.21%
FINANCIAL	2713.4	2713.9	0.02%	0.81%
SERVICES	1631.7	1633.5	0.11%	-6.16%
INDUSTRY	4759.8	4732.0	-0.58%	-10.59%

STOCK PRICE INDEX WEIGHTED BY FREE FLOAT MARKET CAPITALIZATION ASE20 (2014=1000)

	1304.4	1303.3	-0.09%	-3.13%

Total Return Index ASETR (2021=1074)

	1483.5	1482.2	-0.09%	3.64%

STOCK PRICE INDEX WEIGHTED BY MARKET CAPITALIZATION (1991=1000)

	SUNDAY 24/12/2023	TUESDAY 26/12/2023	% CHANGE	
			DAY BEFORE	YTD
GENERAL	4427.1	4413.3	-0.31%	-6.70%
BANKS	6709.7	6714.1	0.06%	-0.59%
INSURANCE	1280.0	1278.6	-0.11%	-3.99%
SERVICES	884.4	880.7	-0.43%	3.35%
INDUSTRY	5764.4	5718.5	-0.80%	-16.91%

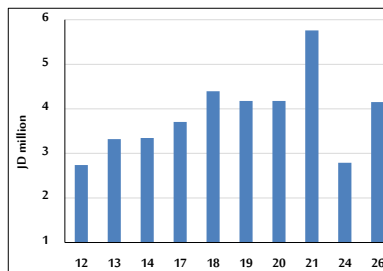
STOCK PRICE MARKET INDEX WEIGHTED BY FREE FLOAT MARKET CAP. (2012=1000)

	SUNDAY 24/12/2023	TUESDAY 26/12/2023	% CHANGE	
			DAY BEFORE	YTD
FIRST MARKET	1354.2	1353.3	-0.06%	-3.92%
SECOND MARKET	866.1	863.8	-0.26%	9.55%

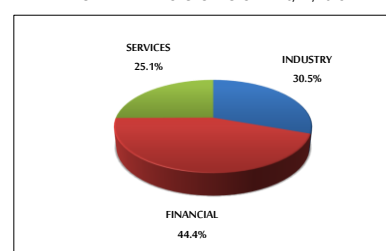
MARKET CAPITALIZATION (JD)

	16,954,245,611	16,917,627,133	-0.22%	-6.03%

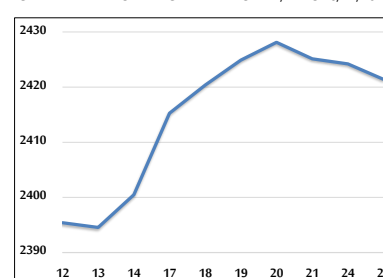
VALUE TRADED FROM 12/12 TO 26/12/2023



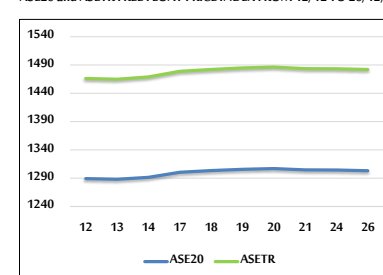
VALUE TRADED BY SECTOR TUESDAY 26/12/2023



GENERAL FREE FLOAT PRICE INDEX FROM 12/12 TO 26/12/2023



ASE20 and ASETR FREE FLOAT PRICE INDEX FROM 12/12 TO 26/12/2023



STOCK PRICE INDEX FROM 12/12 TO 26/12/2023

