

Daily Summary for Amman Stock Exchange

VALUE TRADED (JD)

	2022	2023	NET CHANGE	CHANGE (%)
Daily	3,123,258	2,789,175	-334,083	-10.70%
Cumulative (3/12-24/12)	70,202,953	73,115,620	2,912,667	4.15%
Cumulative (2/1-24/12)	1,881,638,296	1,430,678,005	-450,960,291	-23.97%

NO. OF SHARES TRADED

	2022	2023	NET CHANGE	CHANGE (%)
Daily	2,412,381	3,159,323	746,942	30.96%
Cumulative (3/12-24/12)	62,385,518	66,695,826	4,310,308	6.91%
Cumulative (2/1-24/12)	1,138,162,978	1,093,896,076	-44,266,902	-3.89%

NO. OF TRANSACTIONS

	2022	2023	NET CHANGE	CHANGE (%)
Daily	1,727	2,273	546	31.62%
Cumulative (3/12-24/12)	35,962	39,288	3,326	9.25%
Cumulative (2/1-24/12)	728,145	673,375	-54,770	-7.52%

SOME FINANCIAL RATIOS FOR THE ASE (24/12/2023)

SECTOR	P/E	P/BV	DIVIDEND YIELD (%)	TURNOVER (%)
FINANCIAL	7.982	0.824	5.586	0.052
SERVICES	11.549	1.305	6.706	0.058
INDUSTRY	6.789	1.536	7.544	0.031
OVERALL	7.432	1.025	6.675	0.050

STOCK PRICE INDEX WEIGHTED BY FREE FLOAT MARKET CAPITALIZATION (1999=1000)

	THURSDAY 21/12/2023	SUNDAY 24/12/2023	% CHANGE	
			DAY BEFORE	YTD
GENERAL	2425.1	2424.2	-0.04%	-3.09%
FINANCIAL	2712.1	2713.4	0.05%	0.79%
SERVICES	1637.9	1631.7	-0.38%	-6.27%
INDUSTRY	4756.3	4759.8	0.07%	-10.06%

STOCK PRICE INDEX WEIGHTED BY FREE FLOAT MARKET CAPITALIZATION ASE20 (2014=1000)

	1304.6	1304.4	-0.01%	-3.04%

Total Return Index ASETR (2021=1074)

	1483.6	1483.5	-0.01%	3.73%

STOCK PRICE INDEX WEIGHTED BY MARKET CAPITALIZATION (1991=1000)

	THURSDAY 21/12/2023	SUNDAY 24/12/2023	% CHANGE	
			DAY BEFORE	YTD
GENERAL	4417.5	4427.1	0.22%	-6.41%
BANKS	6699.9	6709.7	0.15%	-0.65%
INSURANCE	1281.5	1280.0	-0.12%	-3.88%
SERVICES	883.6	884.4	0.09%	3.80%
INDUSTRY	5743.9	5764.4	0.36%	-16.24%

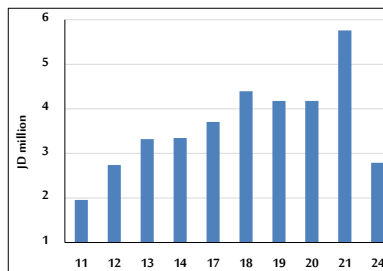
STOCK PRICE MARKET INDEX WEIGHTED BY FREE FLOAT MARKET CAP. (2012=1000)

	THURSDAY 21/12/2023	SUNDAY 24/12/2023	% CHANGE	
			DAY BEFORE	YTD
FIRST MARKET	1354.8	1354.2	-0.04%	-3.86%
SECOND MARKET	864.5	866.1	0.19%	9.84%

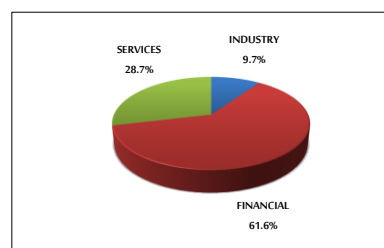
MARKET CAPITALIZATION (JD)

	16,939,130,966	16,954,245,611	0.09%	-5.83%

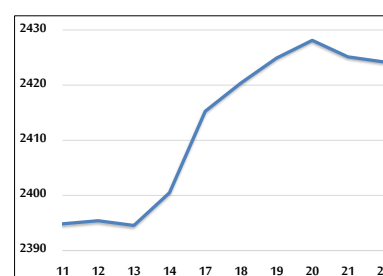
VALUE TRADED FROM 11/12 TO 24/12/2023



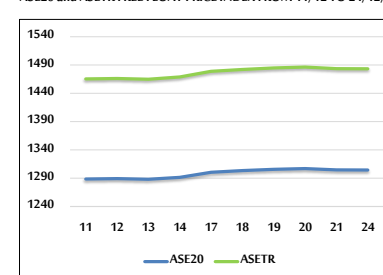
VALUE TRADED BY SECTOR SUNDAY 24/12/2023



GENERAL FREE FLOAT PRICE INDEX FROM 11/12 TO 24/12/2023



ASE20 and ASETR FREE FLOAT PRICE INDEX FROM 11/12 TO 24/12/2023



STOCK PRICE INDEX FROM 11/12 TO 24/12/2023

