

Daily Summary for Amman Stock Exchange

VALUE TRADED (JD)

	2022	2023	NET CHANGE	CHANGE (%)
Daily	4,987,519	2,745,155	-2,242,364	-44.96%
Cumulative (3/12-3/12)	4,987,519	2,745,155	-2,242,364	-44.96%
Cumulative (2/1-3/12)	1,816,422,862	1,360,307,540	-456,115,322	-25.11%

NO. OF SHARES TRADED

	2022	2023	NET CHANGE	CHANGE (%)
Daily	4,581,013	3,367,400	-1,213,613	-26.49%
Cumulative (3/12-3/12)	4,581,013	3,367,400	-1,213,613	-26.49%
Cumulative (2/1-3/12)	1,080,358,473	1,030,567,650	-49,790,823	-4.61%

NO. OF TRANSACTIONS

	2022	2023	NET CHANGE	CHANGE (%)
Daily	2,604	1,990	-614	-23.58%
Cumulative (3/12-3/12)	2,604	1,990	-614	-23.58%
Cumulative (2/1-3/12)	694,787	636,077	-58,710	-8.45%

SOME FINANCIAL RATIOS FOR THE ASE (3/12/2023)

SECTOR	P/E	P/BV	DIVIDEND YIELD (%)	TURNOVER (%)
FINANCIAL	7.841	0.808	5.694	0.057
SERVICES	11.535	1.312	6.700	0.055
INDUSTRY	6.717	1.520	7.625	0.035
OVERALL	7.332	1.010	6.764	0.054

STOCK PRICE INDEX WEIGHTED BY FREE FLOAT MARKET CAPITALIZATION (1999=1000)

	THURSDAY 30/11/2023	SUNDAY 03/12/2023	% CHANGE	
			DAY BEFORE	YTD
GENERAL	2406.8	2403.2	-0.15%	-3.93%
FINANCIAL	2680.3	2678.5	-0.07%	-0.51%
SERVICES	1646.5	1646.6	0.01%	-5.41%
INDUSTRY	4713.0	4683.6	-0.62%	-11.50%

STOCK PRICE INDEX WEIGHTED BY FREE FLOAT MARKET CAPITALIZATION ASE20 (2014=1000)

	THURSDAY 30/11/2023	SUNDAY 03/12/2023	% CHANGE
	1295.8	1293.3	-0.19%

Total Return Index ASETR (2021=1074)

	THURSDAY 30/11/2023	SUNDAY 03/12/2023	% CHANGE
	1473.6	1470.8	-0.19%

STOCK PRICE INDEX WEIGHTED BY MARKET CAPITALIZATION (1991=1000)

	THURSDAY 30/11/2023	SUNDAY 03/12/2023	% CHANGE	
			DAY BEFORE	YTD
GENERAL	4371.9	4364.4	-0.17%	-7.74%
BANKS	6574.9	6579.2	0.06%	-2.58%
INSURANCE	1282.8	1282.5	-0.02%	-3.69%
SERVICES	874.0	876.7	0.32%	2.89%
INDUSTRY	5749.8	5712.8	-0.64%	-16.99%

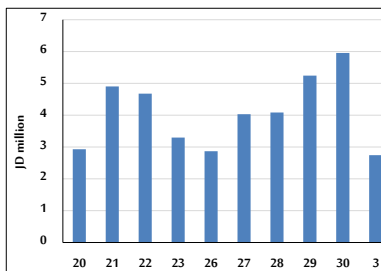
STOCK PRICE MARKET INDEX WEIGHTED BY FREE FLOAT MARKET CAP. (2012=1000)

	THURSDAY 30/11/2023	SUNDAY 03/12/2023	% CHANGE	
			DAY BEFORE	YTD
FIRST MARKET	1345.5	1342.6	-0.21%	-4.69%
SECOND MARKET	845.9	849.1	0.38%	7.68%

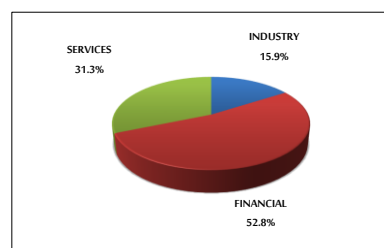
MARKET CAPITALIZATION (JD)

	THURSDAY 30/11/2023	SUNDAY 03/12/2023	% CHANGE
	16,776,096,019	16,748,608,330	-0.16%

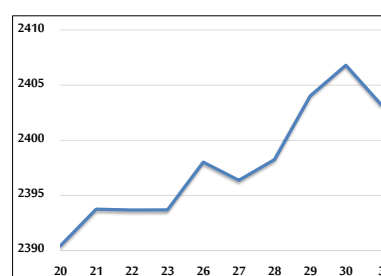
VALUE TRADED FROM 20/11 TO 3/12/2023



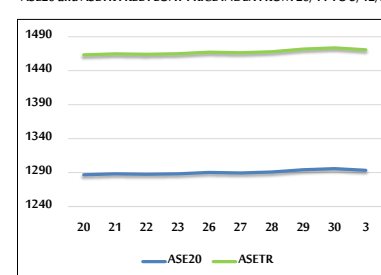
VALUE TRADED BY SECTOR SUNDAY 3/12/2023



GENERAL FREE FLOAT PRICE INDEX FROM 20/11 TO 3/12/2023



ASE20 and ASETR FREE FLOAT PRICE INDEX FROM 20/11 TO 3/12/2023



STOCK PRICE INDEX FROM 20/11 TO 3/12/2023

