

## Daily Summary for Amman Stock Exchange

### VALUE TRADED (JD)

	2022	2023	NET CHANGE	CHANGE (%)
Daily	4,931,010	5,156,588	225,578	4.57%
Cumulative (1/10-3/10)	12,215,326	15,235,377	3,020,051	24.72%
Cumulative (2/1-3/10)	1,580,305,412	1,189,786,052	-390,519,360	-24.71%

### NO. OF SHARES TRADED

	2022	2023	NET CHANGE	CHANGE (%)
Daily	3,352,636	4,911,990	1,559,354	46.51%
Cumulative (1/10-3/10)	8,303,049	16,201,981	7,898,932	95.13%
Cumulative (2/1-3/10)	896,673,463	855,186,758	-41,486,705	-4.63%

### NO. OF TRANSACTIONS

	2022	2023	NET CHANGE	CHANGE (%)
Daily	2,641	2,886	245	9.28%
Cumulative (1/10-3/10)	6,771	8,015	1,244	18.37%
Cumulative (2/1-3/10)	588,425	540,238	-48,187	-8.19%

### SOME FINANCIAL RATIOS FOR THE ASE (3/10/2023)

SECTOR	P/E	P/BV	DIVIDEND YIELD (%)	TURNOVER (%)
FINANCIAL	8.825	0.801	5.761	0.066
SERVICES	12.241	1.353	6.495	0.117
INDUSTRY	5.501	1.613	7.183	0.086
OVERALL	7.085	1.033	6.617	0.079

### STOCK PRICE INDEX WEIGHTED BY FREE FLOAT MARKET CAPITALIZATION (1999=1000)

	MONDAY 02/10/2023	TUESDAY 03/10/2023	% CHANGE	
			DAY BEFORE	YTD
GENERAL	2431.1	2440.3	0.38%	-2.45%
FINANCIAL	2645.1	2662.4	0.66%	-1.11%
SERVICES	1715.7	1718.0	0.13%	-1.31%
INDUSTRY	4915.9	4900.3	-0.32%	-7.41%

### STOCK PRICE INDEX WEIGHTED BY FREE FLOAT MARKET CAPITALIZATION ASE20 (2014=1000)

	1302.4	1307.9	0.42%	-2.78%

### Total Return Index ASETR (2021=1074)

	1481.2	1487.4	0.42%	4.00%

### STOCK PRICE INDEX WEIGHTED BY MARKET CAPITALIZATION (1991=1000)

	MONDAY 02/10/2023	TUESDAY 03/10/2023	% CHANGE	
			DAY BEFORE	YTD
GENERAL	4442.6	4461.5	0.43%	-5.68%
BANKS	6449.9	6523.5	1.14%	-3.41%
INSURANCE	1250.7	1251.7	0.08%	-6.00%
SERVICES	893.2	893.0	-0.02%	4.81%
INDUSTRY	6108.4	6088.0	-0.33%	-11.54%

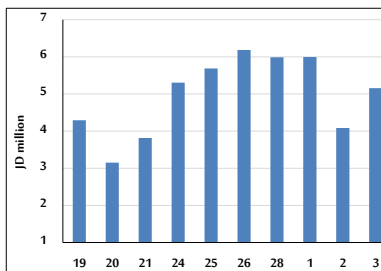
### STOCK PRICE MARKET INDEX WEIGHTED BY FREE FLOAT MARKET CAP. (2012=1000)

	MONDAY 02/10/2023	TUESDAY 03/10/2023	% CHANGE	
			DAY BEFORE	YTD
FIRST MARKET	1353.7	1358.8	0.37%	-3.54%
SECOND MARKET	868.2	871.1	0.33%	10.47%

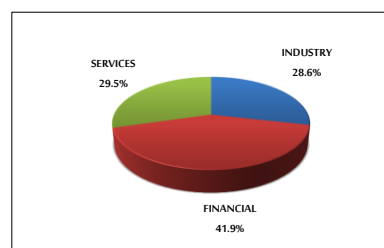
### MARKET CAPITALIZATION (JD)

	16,986,695,073	17,061,023,535	0.44%	-5.24%

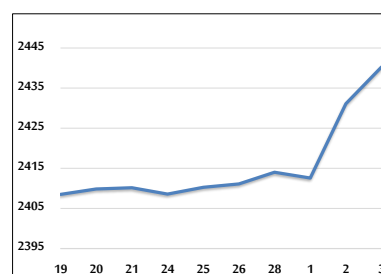
### VALUE TRADED FROM 19/9 TO 3/10/2023



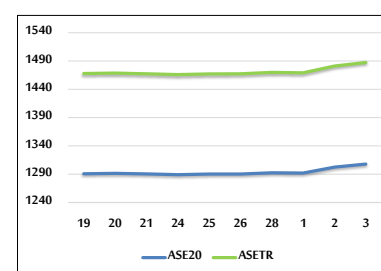
### VALUE TRADED BY SECTOR TUESDAY 3/10/2023



### GENERAL FREE FLOAT PRICE INDEX FROM 19/9 TO 3/10/2023



### ASE20 and ASETR FREE FLOAT PRICE INDEX FROM 19/9 TO 3/10/2023



### STOCK PRICE INDEX FROM 19/9 TO 3/10/2023

