

Daily Summary for Amman Stock Exchange

VALUE TRADED (JD)

	2022	2023	NET CHANGE	CHANGE (%)
Daily	-	6,177,857	-	-
Cumulative (2/7-26/7)	166,804,485	104,345,826	-62,458,659	-37.44%
Cumulative (2/1-26/7)	1,137,185,143	967,666,545	-169,518,598	-14.91%

NO. OF SHARES TRADED

	2022	2023	NET CHANGE	CHANGE (%)
Daily	-	3,939,285	-	-
Cumulative (2/7-26/7)	88,719,857	66,180,075	-22,539,782	-25.41%
Cumulative (2/1-26/7)	671,494,090	659,691,157	-11,802,933	-1.76%

NO. OF TRANSACTIONS

	2022	2023	NET CHANGE	CHANGE (%)
Daily	-	2,383	-	-
Cumulative (2/7-26/7)	72,589	46,755	-25,834	-35.59%
Cumulative (2/1-26/7)	448,223	422,670	-25,553	-5.70%

SOME FINANCIAL RATIOS FOR THE ASE (26/7/2023)

SECTOR	P/E	P/BV	DIVIDEND YIELD (%)	TURNOVER (%)
FINANCIAL	9.734	0.796	5.784	0.042
SERVICES	9.883	1.357	6.474	0.134
INDUSTRY	4.851	1.690	6.855	0.044
OVERALL	6.760	1.059	6.542	0.061

STOCK PRICE INDEX WEIGHTED BY FREE FLOAT MARKET CAPITALIZATION (1999=1000)

	TUESDAY 25/07/2023	WEDNESDAY 26/07/2023	% CHANGE	
			DAY BEFORE	YTD
GENERAL	2459.1	2456.4	-0.11%	-1.81%
FINANCIAL	2632.6	2635.4	0.11%	-2.11%
SERVICES	1746.8	1749.7	0.16%	0.51%
INDUSTRY	5137.5	5072.7	-1.26%	-4.15%

STOCK PRICE INDEX WEIGHTED BY FREE FLOAT MARKET CAPITALIZATION ASE20 (2014=1000)

	1320.7	1319.6	-0.08%	-1.91%
--	--------	--------	--------	--------

Total Return Index ASETR (2021=1074)

	1501.9	1500.7	-0.08%	4.94%
--	--------	--------	--------	-------

STOCK PRICE INDEX WEIGHTED BY MARKET CAPITALIZATION (1991=1000)

	TUESDAY 25/07/2023	WEDNESDAY 26/07/2023	% CHANGE	
			DAY BEFORE	YTD
GENERAL	4556.7	4529.6	-0.59%	-4.24%
BANKS	6443.5	6443.9	0.01%	-4.59%
INSURANCE	1275.2	1274.5	-0.05%	-4.29%
SERVICES	893.3	888.6	-0.52%	4.29%
INDUSTRY	6528.4	6441.2	-1.34%	-6.41%

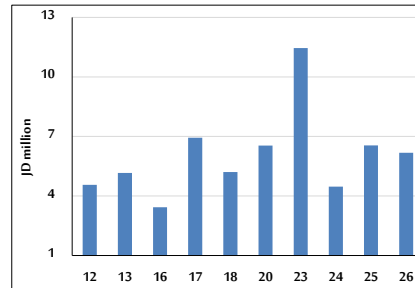
STOCK PRICE MARKET INDEX WEIGHTED BY FREE FLOAT MARKET CAP. (2012=1000)

	TUESDAY 25/07/2023	WEDNESDAY 26/07/2023	% CHANGE	
			DAY BEFORE	YTD
FIRST MARKET	1372.9	1371.5	-0.10%	-2.63%
SECOND MARKET	837.2	836.8	-0.05%	6.13%

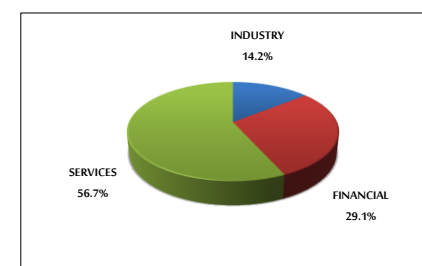
MARKET CAPITALIZATION (JD)

	17,348,789,558	17,248,452,932	-0.58%	-4.20%
--	----------------	----------------	--------	--------

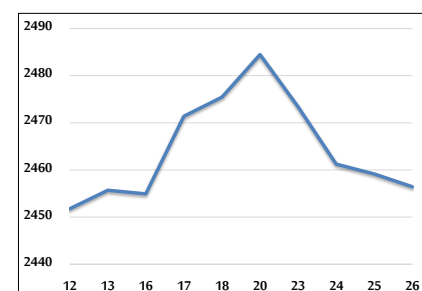
VALUE TRADED FROM 12/7 TO 26/7/2023



VALUE TRADED BY SECTOR WEDNESDAY 26/7/2023



GENERAL FREE FLOAT PRICE INDEX FROM 12/7 TO 26/7/2023



ASE20 and ASETR FREE FLOAT PRICE INDEX FROM 12/7 TO 26/7/2023



STOCK PRICE INDEX FROM 12/7 TO 26/7/2023

