

Daily Summary for Amman Stock Exchange

VALUE TRADED (JD)

	2022	2023	NET CHANGE	CHANGE (%)
Daily	-	4,549,898	-	-
Cumulative (1/5-29/5)	171,325,092	107,224,431	-64,100,661	-37.41%
Cumulative (2/1-29/5)	734,771,295	752,739,492	17,968,197	2.45%

NO. OF SHARES TRADED

	2022	2023	NET CHANGE	CHANGE (%)
Daily	-	2,658,920	-	-
Cumulative (1/5-29/5)	82,775,302	97,005,438	14,230,136	17.19%
Cumulative (2/1-29/5)	434,970,837	501,714,492	66,743,655	15.34%

NO. OF TRANSACTIONS

	2022	2023	NET CHANGE	CHANGE (%)
Daily	-	2,374	-	-
Cumulative (1/5-29/5)	61,725	61,446	-279	-0.45%
Cumulative (2/1-29/5)	297,469	318,946	21,477	7.22%

SOME FINANCIAL RATIOS FOR THE ASE (29/5/2023)

SECTOR	P/E	P/BV	DIVIDEND YIELD (%)	TURNOVER (%)
FINANCIAL	9.717	0.795	5.795	0.033
SERVICES	9.870	1.355	6.486	0.037
INDUSTRY	5.126	1.786	6.488	0.121
OVERALL	6.893	1.081	6.408	0.044

STOCK PRICE INDEX WEIGHTED BY FREE FLOAT MARKET CAPITALIZATION (1999=1000)

	SUNDAY 28/05/2023	MONDAY 29/05/2023	% CHANGE	
			DAY BEFORE	YTD
GENERAL	2476.9	2465.0	-0.48%	-1.46%
FINANCIAL	2641.7	2633.1	-0.33%	-2.20%
SERVICES	1736.3	1731.4	-0.28%	-0.54%
INDUSTRY	5318.0	5260.7	-1.08%	-0.60%

STOCK PRICE INDEX WEIGHTED BY FREE FLOAT MARKET CAPITALIZATION ASE20 (2014=1000)

	1333.7	1325.9	-0.58%	-1.44%
--	--------	--------	--------	--------

Total Return Index ASETR (2021=1074)

	1516.7	1507.9	-0.58%	5.43%
--	--------	--------	--------	-------

STOCK PRICE INDEX WEIGHTED BY MARKET CAPITALIZATION (1991=1000)

	SUNDAY 28/05/2023	MONDAY 29/05/2023	% CHANGE	
			DAY BEFORE	YTD
GENERAL	4644.7	4618.7	-0.56%	-2.36%
BANKS	6422.6	6417.6	-0.08%	-4.98%
INSURANCE	1322.3	1317.9	-0.34%	-1.04%
SERVICES	890.7	889.9	-0.09%	4.44%
INDUSTRY	6876.7	6789.5	-1.27%	-1.34%

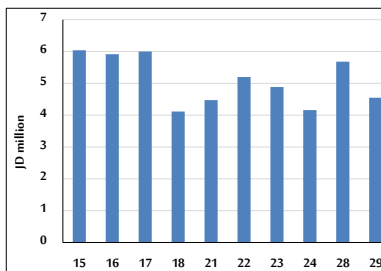
STOCK PRICE MARKET INDEX WEIGHTED BY FREE FLOAT MARKET CAP. (2012=1000)

	SUNDAY 28/05/2023	MONDAY 29/05/2023	% CHANGE	
			DAY BEFORE	YTD
FIRST MARKET	1387.0	1379.5	-0.54%	-2.06%
SECOND MARKET	815.9	816.5	0.08%	3.55%

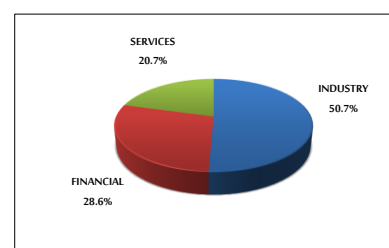
MARKET CAPITALIZATION (JD)

	17,662,369,221	17,570,646,065	-0.52%	-2.41%
--	----------------	----------------	--------	--------

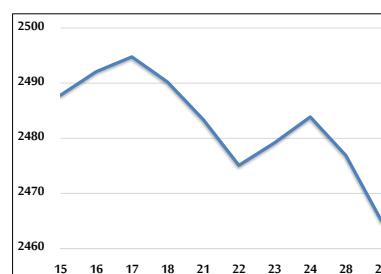
VALUE TRADED FROM 15/5 TO 29/5/2023



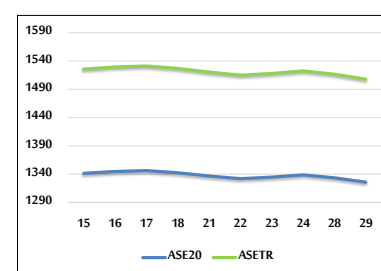
VALUE TRADED BY SECTOR MONDAY 29/5/2023



GENERAL FREE FLOAT PRICE INDEX FROM 15/5 TO 29/5/2023



ASE20 and ASETR FREE FLOAT PRICE INDEX FROM 15/5 TO 29/5/2023



STOCK PRICE INDEX FROM 15/5 TO 29/5/2023

