

Daily Summary for Amman Stock Exchange

VALUE TRADED (JD)

	2022	2023	NET CHANGE	CHANGE (%)
Daily	4,714,875	8,378,619	3,663,744	77.71%
Cumulative (2/4-3/4)	12,828,914	13,791,065	962,151	7.50%
Cumulative (2/1-3/4)	399,776,955	547,929,362	148,152,407	37.06%

NO. OF SHARES TRADED

	2022	2023	NET CHANGE	CHANGE (%)
Daily	1,972,501	4,629,445	2,656,944	134.70%
Cumulative (2/4-3/4)	6,747,061	9,919,231	3,172,170	47.02%
Cumulative (2/1-3/4)	278,952,461	350,489,268	71,536,807	25.64%

NO. OF TRANSACTIONS

	2022	2023	NET CHANGE	CHANGE (%)
Daily	2,215	2,544	329	14.85%
Cumulative (2/4-3/4)	4,316	4,769	453	10.50%
Cumulative (2/1-3/4)	175,857	218,776	42,919	24.41%

SOME FINANCIAL RATIOS FOR THE ASE (3/4/2023)

SECTOR	P/E	P/BV	DIVIDEND YIELD (%)	TURNOVER (%)
FINANCIAL	10.558	0.823	5.550	0.063
SERVICES	10.203	1.447	5.102	0.116
INDUSTRY	5.020	1.850	6.253	0.081
OVERALL	7.053	1.127	5.989	0.076

STOCK PRICE INDEX WEIGHTED BY FREE FLOAT MARKET CAPITALIZATION (1999=1000)

	SUNDAY 02/04/2023	MONDAY 03/04/2023	% CHANGE	
			DAY BEFORE	YTD
GENERAL	2572.1	2559.8	-0.48%	2.33%
FINANCIAL	2687.7	2693.2	0.20%	0.03%
SERVICES	1849.9	1847.0	-0.16%	6.10%
INDUSTRY	5647.2	5488.9	-2.80%	3.72%

STOCK PRICE INDEX WEIGHTED BY FREE FLOAT MARKET CAPITALIZATION ASE20 (2014=1000)

	1394.1	1385.3	-0.63%	2.97%
--	--------	--------	--------	-------

Total Return Index ASETR (2021=1074)

	1523.8	1514.1	-0.64%	5.87%
--	--------	--------	--------	-------

STOCK PRICE INDEX WEIGHTED BY MARKET CAPITALIZATION (1991=1000)

	SUNDAY 02/04/2023	MONDAY 03/04/2023	% CHANGE	
			DAY BEFORE	YTD
GENERAL	4893.5	4808.5	-1.74%	1.65%
BANKS	6665.7	6662.2	-0.05%	-1.35%
INSURANCE	1323.9	1325.1	0.09%	-0.49%
SERVICES	919.6	919.9	0.03%	7.96%
INDUSTRY	7418.3	7114.6	-4.10%	3.38%

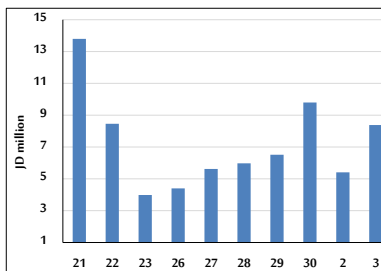
STOCK PRICE MARKET INDEX WEIGHTED BY FREE FLOAT MARKET CAP. (2012=1000)

	SUNDAY 02/04/2023	MONDAY 03/04/2023	% CHANGE	
			DAY BEFORE	YTD
FIRST MARKET	1449.3	1440.3	-0.62%	2.25%
SECOND MARKET	786.7	793.4	0.85%	0.62%

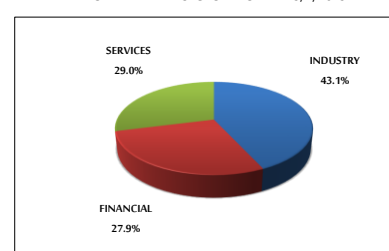
MARKET CAPITALIZATION (JD)

	18,569,018,789	18,265,099,455	-1.64%	1.45%
--	----------------	----------------	--------	-------

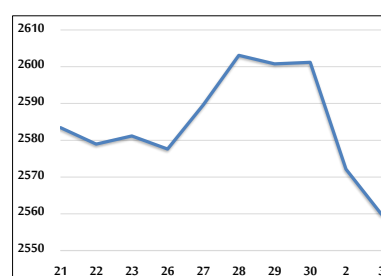
VALUE TRADED FROM 21/3 TO 3/4/2023



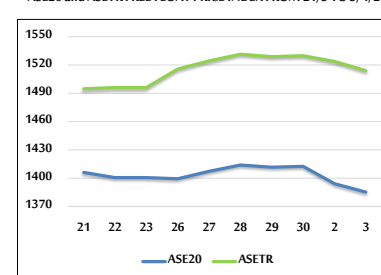
VALUE TRADED BY SECTOR MONDAY 3/4/2023



GENERAL FREE FLOAT PRICE INDEX FROM 21/3 TO 3/4/2023



ASE20 and ASETR FREE FLOAT PRICE INDEX FROM 21/3 TO 3/4/2023



STOCK PRICE INDEX FROM 21/3 TO 3/4/2023

