

## Daily Summary for Amman Stock Exchange

### VALUE TRADED (JD)

	2021	2022	NET CHANGE	CHANGE (%)
Daily	7,040,114	5,716,335	-1,323,779	-18.80%
Cumulative (1/3-1/3)	7,040,114	5,716,335	-1,323,779	-18.80%
Cumulative (2/1-1/3)	355,534,992	232,137,013	-123,397,979	-34.71%

### NO. OF SHARES TRADED

	2021	2022	NET CHANGE	CHANGE (%)
Daily	5,782,133	5,217,233	-564,900	-9.77%
Cumulative (1/3-1/3)	5,782,133	5,217,233	-564,900	-9.77%
Cumulative (2/1-1/3)	333,860,910	181,054,128	-152,806,782	-45.77%

### NO. OF TRANSACTIONS

	2021	2022	NET CHANGE	CHANGE (%)
Daily	2,887	2,718	-169	-5.85%
Cumulative (1/3-1/3)	2,887	2,718	-169	-5.85%
Cumulative (2/1-1/3)	126,547	114,293	-12,254	-9.68%

### SOME FINANCIAL RATIOS FOR THE ASE (1/3/2022)

SECTOR	P/E	P/BV	DIVIDEND YIELD (%)	TURNOVER (%)
FINANCIAL	16.756	0.859	4.431	0.095
SERVICES	-	1.270	2.248	0.059
INDUSTRY	29.081	2.193	2.565	0.061
OVERALL	22.215	1.120	3.604	0.083

### STOCK PRICE INDEX WEIGHTED BY FREE FLOAT MARKET CAPITALIZATION (1999=1000)

	MONDAY 28/02/2022	TUESDAY 01/03/2022	% CHANGE	
			DAY BEFORE	YTD
GENERAL	2148.3	2156.8	0.39%	1.80%
FINANCIAL	2648.0	2658.6	0.40%	2.08%
SERVICES	1331.3	1335.6	0.32%	0.61%
INDUSTRY	3715.0	3725.8	0.29%	1.63%

### STOCK PRICE INDEX WEIGHTED BY FREE FLOAT MARKET CAPITALIZATION ASE20 (2014=1000)

	1108.2	1112.9	0.42%	3.59%
--	--------	--------	-------	-------

### STOCK PRICE INDEX WEIGHTED BY MARKET CAPITALIZATION (1991=1000)

	MONDAY 28/02/2022	TUESDAY 01/03/2022	% CHANGE	
			DAY BEFORE	YTD
GENERAL	4038.0	4061.9	0.59%	1.41%
BANKS	6576.1	6615.8	0.60%	0.75%
INSURANCE	1398.0	1409.1	0.80%	6.08%
SERVICES	780.5	780.3	-0.03%	-0.27%
INDUSTRY	4797.3	4836.1	0.81%	2.88%

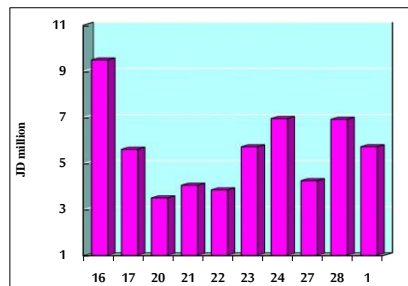
### STOCK PRICE MARKET INDEX WEIGHTED BY FREE FLOAT MARKET CAP. (2012=1000)

	MONDAY 28/02/2022	TUESDAY 01/03/2022	% CHANGE	
			DAY BEFORE	YTD
FIRST MARKET	1174.9	1180.3	0.45%	3.09%
SECOND MARKET	871.8	870.3	-0.18%	-7.08%

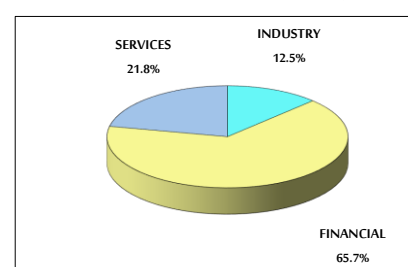
### MARKET CAPITALIZATION (JD)

	15,588,151,612	15,676,857,687	0.57%	1.17%
--	----------------	----------------	-------	-------

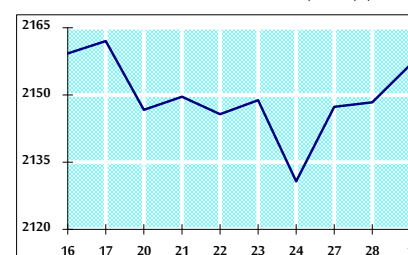
### VALUE TRADED FROM 16/2 TO 1/3/2022



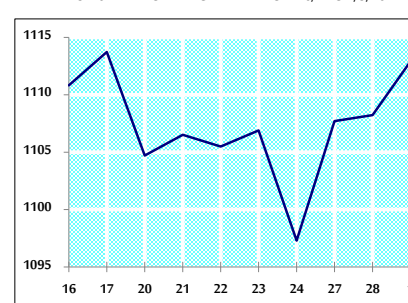
### VALUE TRADED BY SECTOR TUESDAY 1/3/2022



### GENERAL FREE FLOAT PRICE INDEX FROM 16/2 TO 1/3/2022



### ASE20 FREE FLOAT PRICE INDEX FROM 16/2 TO 1/3/2022



### GENERAL PRICE INDEX FROM 16/2 TO 1/3/2022

