

Daily Summary for Amman Stock Exchange

VALUE TRADED (JD)

	2021	2022	NET CHANGE	CHANGE (%)
Daily	9,050,434	6,903,661	-2,146,773	-23.72%
Cumulative (1/2-28/2)	136,405,370	114,835,411	-21,569,959	-15.81%
Cumulative (2/1-28/2)	348,494,878	226,420,678	-122,074,200	-35.03%

NO. OF SHARES TRADED

	2021	2022	NET CHANGE	CHANGE (%)
Daily	7,501,205	8,254,719	753,514	10.05%
Cumulative (1/2-28/2)	128,427,548	89,280,902	-39,146,646	-30.48%
Cumulative (2/1-28/2)	328,078,777	175,836,895	-152,241,882	-46.40%

NO. OF TRANSACTIONS

	2021	2022	NET CHANGE	CHANGE (%)
Daily	3,260	2,706	-554	-16.99%
Cumulative (1/2-28/2)	58,524	51,587	-6,937	-11.85%
Cumulative (2/1-28/2)	123,660	111,575	-12,085	-9.77%

SOME FINANCIAL RATIOS FOR THE ASE (28/2/2022)

SECTOR	P/E	P/BV	DIVIDEND YIELD (%)	TURNOVER (%)
FINANCIAL	16.967	0.856	4.379	0.156
SERVICES	-	1.267	2.253	0.097
INDUSTRY	28.857	2.176	2.585	0.049
OVERALL	22.366	1.114	3.580	0.132

STOCK PRICE INDEX WEIGHTED BY FREE FLOAT MARKET CAPITALIZATION (1999=1000)

	SUNDAY 27/02/2022	MONDAY 28/02/2022	% CHANGE	
			DAY BEFORE	YTD
GENERAL	2147.3	2148.3	0.05%	1.40%
FINANCIAL	2651.1	2648.0	-0.12%	1.67%
SERVICES	1325.7	1331.3	0.42%	0.29%
INDUSTRY	3713.6	3715.0	0.04%	1.34%

STOCK PRICE INDEX WEIGHTED BY FREE FLOAT MARKET CAPITALIZATION ASE20 (2014=1000)

	1107.7	1108.2	0.05%	3.15%
--	--------	--------	-------	-------

STOCK PRICE INDEX WEIGHTED BY MARKET CAPITALIZATION (1991=1000)

	SUNDAY 27/02/2022	MONDAY 28/02/2022	% CHANGE	
			DAY BEFORE	YTD
GENERAL	4030.6	4038.0	0.18%	0.82%
BANKS	6565.1	6576.1	0.17%	0.15%
INSURANCE	1397.0	1398.0	0.07%	5.24%
SERVICES	778.2	780.5	0.29%	-0.24%
INDUSTRY	4789.5	4797.3	0.16%	2.06%

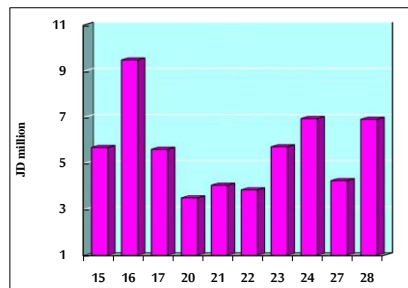
STOCK PRICE MARKET INDEX WEIGHTED BY FREE FLOAT MARKET CAP. (2012=1000)

	SUNDAY 27/02/2022	MONDAY 28/02/2022	% CHANGE	
			DAY BEFORE	YTD
FIRST MARKET	1174.3	1174.9	0.05%	2.62%
SECOND MARKET	874.5	871.8	-0.30%	-6.91%

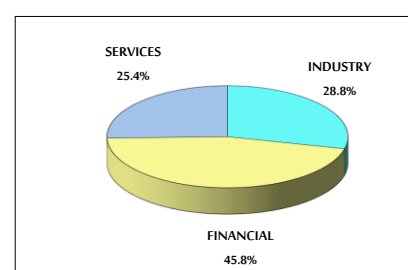
MARKET CAPITALIZATION (JD)

	15,562,288,324	15,588,151,612	0.17%	0.60%
--	----------------	----------------	-------	-------

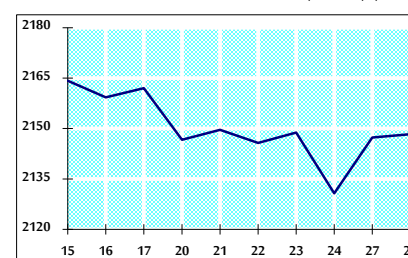
VALUE TRADED FROM 15/2 TO 28/2/2022



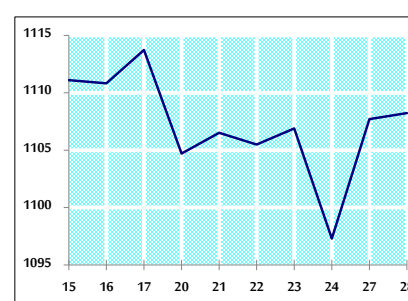
VALUE TRADED BY SECTOR MONDAY 28/2/2022



GENERAL FREE FLOAT PRICE INDEX FROM 15/2 TO 28/2/2022



ASE20 FREE FLOAT PRICE INDEX FROM 15/2 TO 28/2/2022



GENERAL PRICE INDEX FROM 15/2 TO 28/2/2022

