

Daily Summary for Amman Stock Exchange

VALUE TRADED (JD)

	2021	2022	NET CHANGE	CHANGE (%)
Daily	-	4,243,794	-	-
Cumulative (1/2-27/2)	127,354,936	107,931,750	-19,423,186	-15.25%
Cumulative (2/1-27/2)	339,444,444	219,517,017	-119,927,427	-35.33%

NO. OF SHARES TRADED

	2021	2022	NET CHANGE	CHANGE (%)
Daily	-	2,988,480	-	-
Cumulative (1/2-27/2)	120,926,343	81,026,183	-39,900,160	-33.00%
Cumulative (2/1-27/2)	320,577,572	167,582,176	-152,995,396	-47.72%

NO. OF TRANSACTIONS

	2021	2022	NET CHANGE	CHANGE (%)
Daily	-	1,437	-	-
Cumulative (1/2-27/2)	55,264	48,881	-6,383	-11.55%
Cumulative (2/1-27/2)	120,400	108,869	-11,531	-9.58%

SOME FINANCIAL RATIOS FOR THE ASE (27/2/2022)

SECTOR	P/E	P/BV	DIVIDEND YIELD (%)	TURNOVER (%)
FINANCIAL	16.947	0.855	4.384	0.054
SERVICES	-	1.263	2.260	0.039
INDUSTRY	28.798	2.171	2.590	0.027
OVERALL	22.360	1.112	3.587	0.048

STOCK PRICE INDEX WEIGHTED BY FREE FLOAT MARKET CAPITALIZATION (1999=1000)

	THURSDAY 24/02/2022	SUNDAY 27/02/2022	% CHANGE	
			DAY BEFORE	YTD
GENERAL	2130.7	2147.3	0.78%	1.35%
FINANCIAL	2637.0	2651.1	0.53%	1.79%
SERVICES	1325.4	1325.7	0.02%	-0.13%
INDUSTRY	3623.2	3713.6	2.49%	1.30%

STOCK PRICE INDEX WEIGHTED BY FREE FLOAT MARKET CAPITALIZATION ASE20 (2014=1000)

	1097.3	1107.7	0.95%	3.10%
--	--------	--------	-------	-------

STOCK PRICE INDEX WEIGHTED BY MARKET CAPITALIZATION (1991=1000)

	THURSDAY 24/02/2022	SUNDAY 27/02/2022	% CHANGE	
			DAY BEFORE	YTD
GENERAL	3997.8	4030.6	0.82%	0.63%
BANKS	6531.7	6565.1	0.51%	-0.02%
INSURANCE	1377.6	1397.0	1.41%	5.17%
SERVICES	777.0	778.2	0.16%	-0.53%
INDUSTRY	4717.8	4789.5	1.52%	1.89%

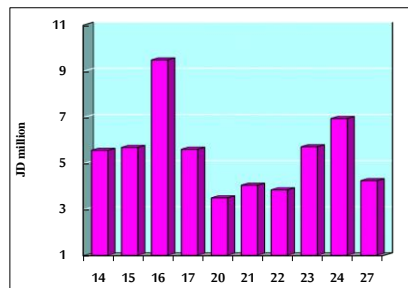
STOCK PRICE MARKET INDEX WEIGHTED BY FREE FLOAT MARKET CAP. (2012=1000)

	THURSDAY 24/02/2022	SUNDAY 27/02/2022	% CHANGE	
			DAY BEFORE	YTD
FIRST MARKET	1162.8	1174.3	1.00%	2.57%
SECOND MARKET	879.8	874.5	-0.61%	-6.63%

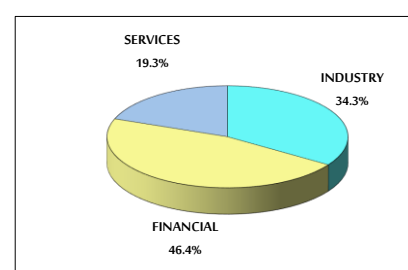
MARKET CAPITALIZATION (JD)

	15,442,599,911	15,562,288,324	0.78%	0.43%
--	----------------	----------------	-------	-------

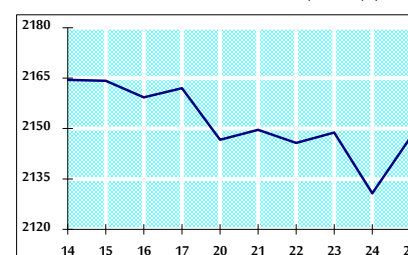
VALUE TRADED FROM 14/2 TO 27/2/2022



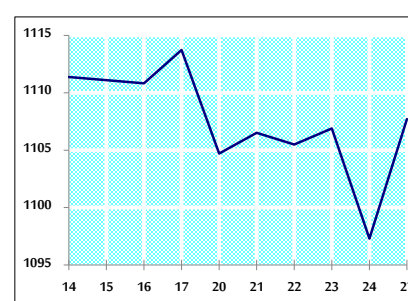
VALUE TRADED BY SECTOR SUNDAY 27/2/2022



GENERAL FREE FLOAT PRICE INDEX FROM 14/2 TO 27/2/2022



ASE20 FREE FLOAT PRICE INDEX FROM 14/2 TO 27/2/2022



GENERAL PRICE INDEX FROM 14/2 TO 27/2/2022

