

Daily Summary for Amman Stock Exchange

VALUE TRADED (JD)

	2021	2022	NET CHANGE	CHANGE (%)
Daily	8,237,773	6,937,197	-1,300,576	-15.79%
Cumulative (1/2-24/2)	127,354,936	103,687,956	-23,666,980	-18.58%
Cumulative (2/1-24/2)	339,444,444	215,273,223	-124,171,221	-36.58%

NO. OF SHARES TRADED

	2021	2022	NET CHANGE	CHANGE (%)
Daily	7,421,647	4,792,104	-2,629,543	-35.43%
Cumulative (1/2-24/2)	120,926,343	78,037,703	-42,888,640	-35.47%
Cumulative (2/1-24/2)	320,577,572	164,593,696	-155,983,876	-48.66%

NO. OF TRANSACTIONS

	2021	2022	NET CHANGE	CHANGE (%)
Daily	3,088	2,892	-196	-6.35%
Cumulative (1/2-24/2)	55,264	47,444	-7,820	-14.15%
Cumulative (2/1-24/2)	120,400	107,432	-12,968	-10.77%

SOME FINANCIAL RATIOS FOR THE ASE (24/2/2022)

SECTOR	P/E	P/BV	DIVIDEND YIELD (%)	TURNOVER (%)
FINANCIAL	16.877	0.851	4.404	0.077
SERVICES	-	1.260	2.265	0.087
INDUSTRY	28.304	2.135	2.634	0.054
OVERALL	22.178	1.103	3.616	0.077

STOCK PRICE INDEX WEIGHTED BY FREE FLOAT MARKET CAPITALIZATION (1999=1000)

	WEDNESDAY 23/02/2022	THURSDAY 24/02/2022	% CHANGE	
			DAY BEFORE	YTD
GENERAL	2148.8	2130.7	-0.84%	0.57%
FINANCIAL	2658.3	2637.0	-0.80%	1.25%
SERVICES	1328.9	1325.4	-0.26%	-0.15%
INDUSTRY	3679.8	3623.2	-1.54%	-1.16%

STOCK PRICE INDEX WEIGHTED BY FREE FLOAT MARKET CAPITALIZATION ASE20 (2014=1000)

	1106.9	1097.3	-0.87%	2.14%
--	--------	--------	--------	-------

STOCK PRICE INDEX WEIGHTED BY MARKET CAPITALIZATION (1991=1000)

	WEDNESDAY 23/02/2022	THURSDAY 24/02/2022	% CHANGE	
			DAY BEFORE	YTD
GENERAL	4031.4	3997.8	-0.83%	-0.19%
BANKS	6582.6	6531.7	-0.77%	-0.53%
INSURANCE	1382.9	1377.6	-0.38%	3.71%
SERVICES	781.5	777.0	-0.58%	-0.69%
INDUSTRY	4767.3	4717.8	-1.04%	0.37%

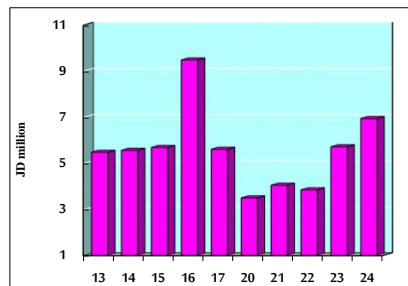
STOCK PRICE MARKET INDEX WEIGHTED BY FREE FLOAT MARKET CAP. (2012=1000)

	WEDNESDAY 23/02/2022	THURSDAY 24/02/2022	% CHANGE	
			DAY BEFORE	YTD
FIRST MARKET	1172.6	1162.8	-0.84%	1.56%
SECOND MARKET	887.5	879.8	-0.87%	-6.06%

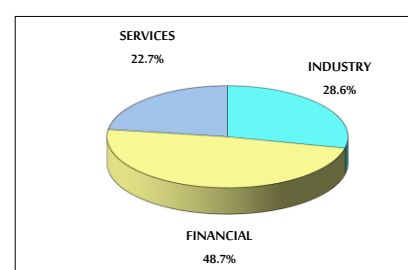
MARKET CAPITALIZATION (JD)

	15,564,430,281	15,442,599,911	-0.78%	-0.34%
--	----------------	----------------	--------	--------

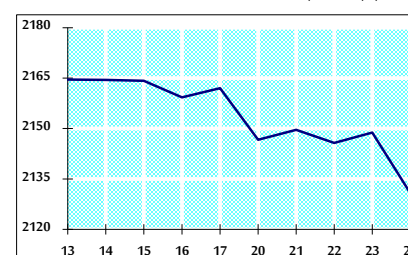
VALUE TRADED FROM 13/2 TO 24/2/2022



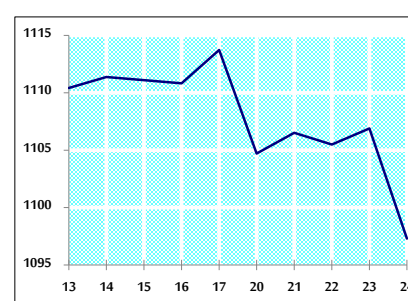
VALUE TRADED BY SECTOR THURSDAY 24/2/2022



GENERAL FREE FLOAT PRICE INDEX FROM 13/2 TO 24/2/2022



ASE20 FREE FLOAT PRICE INDEX FROM 13/2 TO 24/2/2022



GENERAL PRICE INDEX FROM 13/2 TO 24/2/2022

