

Daily Summary for Amman Stock Exchange

VALUE TRADED (JD)

	2021	2022	NET CHANGE	CHANGE (%)
Daily	7,266,136	5,712,682	-1,553,454	-21.38%
Cumulative (1/2-23/2)	119,117,163	96,750,759	-22,366,404	-18.78%
Cumulative (2/1-23/2)	331,206,671	208,336,026	-122,870,645	-37.10%

NO. OF SHARES TRADED

	2021	2022	NET CHANGE	CHANGE (%)
Daily	6,634,674	4,943,332	-1,691,342	-25.49%
Cumulative (1/2-23/2)	113,504,696	73,245,599	-40,259,097	-35.47%
Cumulative (2/1-23/2)	313,155,925	159,801,592	-153,354,333	-48.97%

NO. OF TRANSACTIONS

	2021	2022	NET CHANGE	CHANGE (%)
Daily	2,404	3,070	666	27.70%
Cumulative (1/2-23/2)	52,176	44,552	-7,624	-14.61%
Cumulative (2/1-23/2)	117,312	104,540	-12,772	-10.89%

SOME FINANCIAL RATIOS FOR THE ASE (23/2/2022)

SECTOR	P/E	P/BV	DIVIDEND YIELD (%)	TURNOVER (%)
FINANCIAL	17.006	0.857	4.370	0.081
SERVICES	-	1.265	2.257	0.090
INDUSTRY	28.607	2.158	2.606	0.048
OVERALL	22.365	1.112	3.586	0.079

STOCK PRICE INDEX WEIGHTED BY FREE FLOAT MARKET CAPITALIZATION (1999=1000)

	TUESDAY 22/02/2022	WEDNESDAY 23/02/2022	% CHANGE	
			DAY BEFORE	YTD
GENERAL	2145.7	2148.8	0.14%	1.42%
FINANCIAL	2660.0	2658.3	-0.07%	2.07%
SERVICES	1330.7	1328.9	-0.14%	0.11%
INDUSTRY	3633.6	3679.8	1.27%	0.38%

STOCK PRICE INDEX WEIGHTED BY FREE FLOAT MARKET CAPITALIZATION ASE20 (2014=1000)

	1105.5	1106.9	0.13%	3.03%
--	--------	--------	-------	-------

STOCK PRICE INDEX WEIGHTED BY MARKET CAPITALIZATION (1991=1000)

	TUESDAY 22/02/2022	WEDNESDAY 23/02/2022	% CHANGE	
			DAY BEFORE	YTD
GENERAL	4013.3	4031.4	0.45%	0.65%
BANKS	6577.9	6582.6	0.07%	0.25%
INSURANCE	1381.1	1382.9	0.13%	4.11%
SERVICES	780.3	781.5	0.16%	-0.11%
INDUSTRY	4711.7	4767.3	1.18%	1.42%

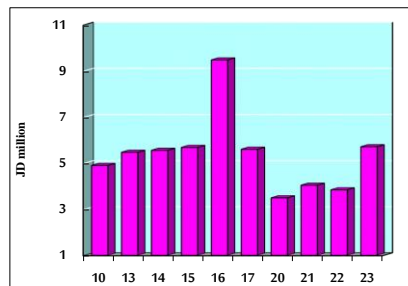
STOCK PRICE MARKET INDEX WEIGHTED BY FREE FLOAT MARKET CAP. (2012=1000)

	TUESDAY 22/02/2022	WEDNESDAY 23/02/2022	% CHANGE	
			DAY BEFORE	YTD
FIRST MARKET	1171.8	1172.6	0.07%	2.42%
SECOND MARKET	881.5	887.5	0.68%	-5.24%

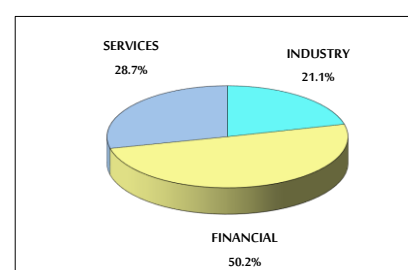
MARKET CAPITALIZATION (JD)

	15,498,448,797	15,564,430,281	0.43%	0.44%
--	----------------	----------------	-------	-------

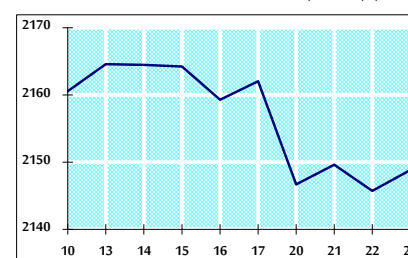
VALUE TRADED FROM 10/2 TO 23/2/2022



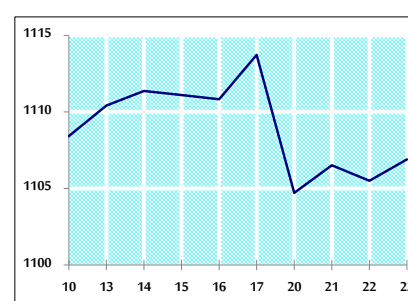
VALUE TRADED BY SECTOR WEDNESDAY 23/2/2022



GENERAL FREE FLOAT PRICE INDEX FROM 10/2 TO 23/2/2022



ASE20 FREE FLOAT PRICE INDEX FROM 10/2 TO 23/2/2022



GENERAL PRICE INDEX FROM 10/2 TO 23/2/2022

