

## Daily Summary for Amman Stock Exchange

### VALUE TRADED (JD)

	2021	2022	NET CHANGE	CHANGE (%)
Daily	6,001,532	3,494,815	-2,506,717	-41.77%
Cumulative (1/2-20/2)	95,322,657	83,150,169	-12,172,488	-12.77%
Cumulative (2/1-20/2)	307,412,165	194,735,436	-112,676,729	-36.65%

### NO. OF SHARES TRADED

	2021	2022	NET CHANGE	CHANGE (%)
Daily	6,291,813	3,423,500	-2,868,313	-45.59%
Cumulative (1/2-20/2)	93,041,224	61,147,275	-31,893,949	-34.28%
Cumulative (2/1-20/2)	292,692,453	147,703,268	-144,989,185	-49.54%

### NO. OF TRANSACTIONS

	2021	2022	NET CHANGE	CHANGE (%)
Daily	3,053	2,508	-545	-17.85%
Cumulative (1/2-20/2)	43,177	36,866	-6,311	-14.62%
Cumulative (2/1-20/2)	108,313	96,854	-11,459	-10.58%

### SOME FINANCIAL RATIOS FOR THE ASE (20/2/2022)

SECTOR	P/E	P/BV	DIVIDEND YIELD (%)	TURNOVER (%)
FINANCIAL	16.928	0.854	4.390	0.054
SERVICES	-	1.270	2.248	0.057
INDUSTRY	28.358	2.139	2.629	0.052
OVERALL	22.257	1.107	3.603	0.055

### STOCK PRICE INDEX WEIGHTED BY FREE FLOAT MARKET CAPITALIZATION (1999=1000)

	THURSDAY 17/02/2022	SUNDAY 20/02/2022	% CHANGE	
			DAY BEFORE	YTD
GENERAL	2162.0	2146.7	-0.71%	1.32%
FINANCIAL	2671.6	2656.8	-0.55%	2.01%
SERVICES	1344.8	1337.4	-0.55%	0.75%
INDUSTRY	3684.7	3634.0	-1.38%	-0.87%

### STOCK PRICE INDEX WEIGHTED BY FREE FLOAT MARKET CAPITALIZATION ASE20 (2014=1000)

	1113.7	1104.7	-0.81%	2.83%
--	--------	--------	--------	-------

### STOCK PRICE INDEX WEIGHTED BY MARKET CAPITALIZATION (1991=1000)

	THURSDAY 17/02/2022	SUNDAY 20/02/2022	% CHANGE	
			DAY BEFORE	YTD
GENERAL	4044.6	4012.1	-0.81%	0.17%
BANKS	6582.9	6554.1	-0.44%	-0.19%
INSURANCE	1373.0	1379.3	0.46%	3.84%
SERVICES	786.0	780.7	-0.68%	-0.22%
INDUSTRY	4803.5	4732.6	-1.48%	0.68%

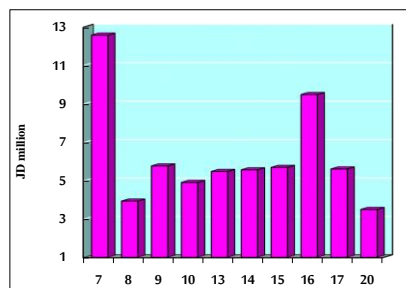
### STOCK PRICE MARKET INDEX WEIGHTED BY FREE FLOAT MARKET CAP. (2012=1000)

	THURSDAY 17/02/2022	SUNDAY 20/02/2022	% CHANGE	
			DAY BEFORE	YTD
FIRST MARKET	1179.9	1171.1	-0.74%	2.29%
SECOND MARKET	893.6	888.3	-0.59%	-5.15%

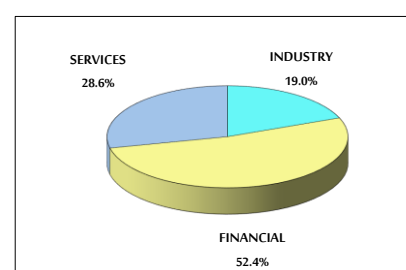
### MARKET CAPITALIZATION (JD)

	15,613,985,634	15,494,277,549	-0.77%	-0.01%
--	----------------	----------------	--------	--------

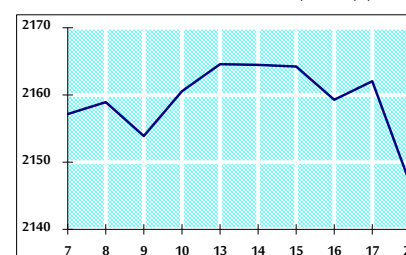
### VALUE TRADED FROM 7/2 TO 20/2/2022



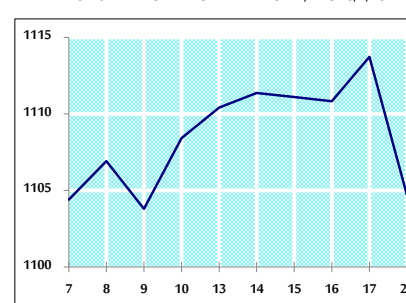
### VALUE TRADED BY SECTOR SUNDAY 20/2/2022



### GENERAL FREE FLOAT PRICE INDEX FROM 7/2 TO 20/2/2022



### ASE20 FREE FLOAT PRICE INDEX FROM 7/2 TO 20/2/2022



### GENERAL PRICE INDEX FROM 7/2 TO 20/2/2022

