

Daily Summary for Amman Stock Exchange

VALUE TRADED (JD)

	2021	2022	NET CHANGE	CHANGE (%)
Daily	7,863,629	5,604,620	-2,259,009	-28.73%
Cumulative (1/2-17/2)	89,321,125	79,655,354	-9,665,771	-10.82%
Cumulative (2/1-17/2)	301,410,633	191,240,621	-110,170,012	-36.55%

NO. OF SHARES TRADED

	2021	2022	NET CHANGE	CHANGE (%)
Daily	7,321,217	4,361,112	-2,960,105	-40.43%
Cumulative (1/2-17/2)	86,749,411	57,723,775	-29,025,636	-33.46%
Cumulative (2/1-17/2)	286,400,640	144,279,768	-142,120,872	-49.62%

NO. OF TRANSACTIONS

	2021	2022	NET CHANGE	CHANGE (%)
Daily	3,562	2,297	-1,265	-35.51%
Cumulative (1/2-17/2)	40,124	34,358	-5,766	-14.37%
Cumulative (2/1-17/2)	105,260	94,346	-10,914	-10.37%

SOME FINANCIAL RATIOS FOR THE ASE (17/2/2022)

SECTOR	P/E	P/BV	DIVIDEND YIELD (%)	TURNOVER (%)
FINANCIAL	16.998	0.857	4.372	0.054
SERVICES	-	1.279	2.232	0.130
INDUSTRY	28.785	2.171	2.590	0.051
OVERALL	22.438	1.115	3.574	0.070

STOCK PRICE INDEX WEIGHTED BY FREE FLOAT MARKET CAPITALIZATION (1999=1000)

	WEDNESDAY 16/02/2022	THURSDAY 17/02/2022	% CHANGE	
			DAY BEFORE	YTD
GENERAL	2159.3	2162.0	0.13%	2.05%
FINANCIAL	2662.3	2671.6	0.35%	2.58%
SERVICES	1345.9	1344.8	-0.08%	1.31%
INDUSTRY	3695.0	3684.7	-0.28%	0.51%

STOCK PRICE INDEX WEIGHTED BY FREE FLOAT MARKET CAPITALIZATION ASE20 (2014=1000)

	1110.8	1113.7	0.26%	3.66%
--	--------	--------	-------	-------

STOCK PRICE INDEX WEIGHTED BY MARKET CAPITALIZATION (1991=1000)

	WEDNESDAY 16/02/2022	THURSDAY 17/02/2022	% CHANGE	
			DAY BEFORE	YTD
GENERAL	4030.4	4044.6	0.35%	0.98%
BANKS	6534.9	6582.9	0.73%	0.25%
INSURANCE	1388.4	1373.0	-1.11%	3.36%
SERVICES	786.9	786.0	-0.11%	0.46%
INDUSTRY	4801.1	4803.5	0.05%	2.19%

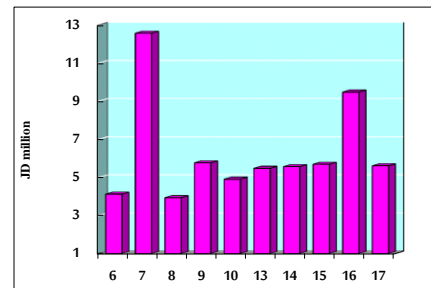
STOCK PRICE MARKET INDEX WEIGHTED BY FREE FLOAT MARKET CAP. (2012=1000)

	WEDNESDAY 16/02/2022	THURSDAY 17/02/2022	% CHANGE	
			DAY BEFORE	YTD
FIRST MARKET	1177.4	1179.9	0.21%	3.05%
SECOND MARKET	898.7	893.6	-0.57%	-4.59%

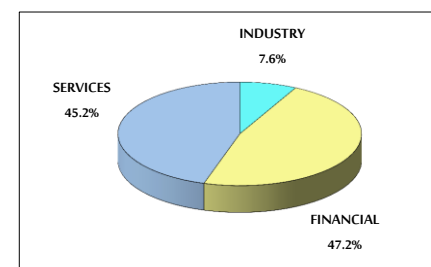
MARKET CAPITALIZATION (JD)

	15,558,787,123	15,613,985,634	0.35%	0.76%
--	----------------	----------------	-------	-------

VALUE TRADED FROM 6/2 TO 17/2/2022



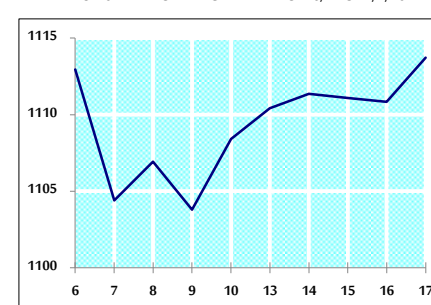
VALUE TRADED BY SECTOR THURSDAY 17/2/2022



GENERAL FREE FLOAT PRICE INDEX FROM 6/2 TO 17/2/2022



ASE20 FREE FLOAT PRICE INDEX FROM 6/2 TO 17/2/2022



GENERAL PRICE INDEX FROM 6/2 TO 17/2/2022

