

## Daily Summary for Amman Stock Exchange

### VALUE TRADED (JD)

	2021	2022	NET CHANGE	CHANGE ( % )
Daily	6,083,242	6,184,696	101,454	1.67%
Cumulative (2/1-31/1)	212,089,508	111,585,267	-100,504,241	-47.39%
Cumulative (2/1-31/1)	212,089,508	111,585,267	-100,504,241	-47.39%

### NO. OF SHARES TRADED

	2021	2022	NET CHANGE	CHANGE ( % )
Daily	5,953,912	4,605,290	-1,348,622	-22.65%
Cumulative (2/1-31/1)	199,651,229	86,555,993	-113,095,236	-56.65%
Cumulative (2/1-31/1)	199,651,229	86,555,993	-113,095,236	-56.65%

### NO. OF TRANSACTIONS

	2021	2022	NET CHANGE	CHANGE ( % )
Daily	2,928	2,968	40	1.37%
Cumulative (2/1-31/1)	65,136	59,988	-5,148	-7.90%
Cumulative (2/1-31/1)	65,136	59,988	-5,148	-7.90%

### SOME FINANCIAL RATIOS FOR THE ASE (31/1/2022)

SECTOR	P/E	P/BV	DIVIDEND YIELD (%)	TURNOVER (%)
FINANCIAL	35.528	0.882	3.225	0.061
SERVICES	-	1.288	2.222	0.104
INDUSTRY	27.958	2.095	2.679	0.093
OVERALL	37.414	1.126	2.927	0.074

### STOCK PRICE INDEX WEIGHTED BY FREE FLOAT MARKET CAPITALIZATION (1999=1000)

	SUNDAY 30/01/2022	MONDAY 31/01/2022	% CHANGE	
			DAY BEFORE	YTD
GENERAL	2191.6	2164.9	-1.22%	2.18%
FINANCIAL	2733.2	2694.4	-1.42%	3.45%
SERVICES	1347.3	1345.1	-0.16%	1.33%
INDUSTRY	3646.0	3590.6	-1.52%	-2.05%

### STOCK PRICE INDEX WEIGHTED BY FREE FLOAT MARKET CAPITALIZATION ASE20 (2014=1000)

	1124.2	1108.8	-1.37%	3.21%
--	--------	--------	--------	-------

### STOCK PRICE INDEX WEIGHTED BY MARKET CAPITALIZATION (1991=1000)

	SUNDAY 30/01/2022	MONDAY 31/01/2022	% CHANGE	
			DAY BEFORE	YTD
GENERAL	4117.6	4049.8	-1.65%	1.11%
BANKS	6861.5	6713.2	-2.16%	2.24%
INSURANCE	1390.2	1386.5	-0.27%	4.37%
SERVICES	794.8	794.5	-0.03%	1.55%
INDUSTRY	4723.9	4650.6	-1.55%	-1.06%

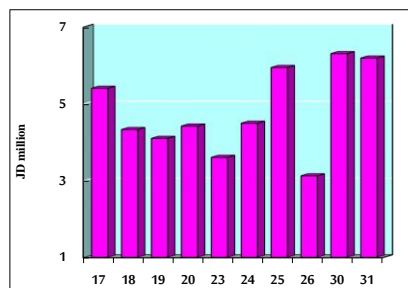
### STOCK PRICE MARKET INDEX WEIGHTED BY FREE FLOAT MARKET CAP. (2012=1000)

	SUNDAY 30/01/2022	MONDAY 31/01/2022	% CHANGE	
			DAY BEFORE	YTD
FIRST MARKET	1192.9	1177.0	-1.33%	2.80%
SECOND MARKET	926.8	924.6	-0.24%	-1.28%

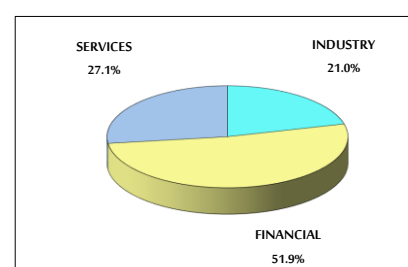
### MARKET CAPITALIZATION (JD)

	15,874,081,531	15,627,158,083	-1.56%	0.85%
--	----------------	----------------	--------	-------

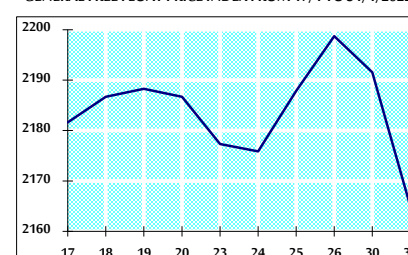
### VALUE TRADED FROM 17/1 TO 31/1/2022



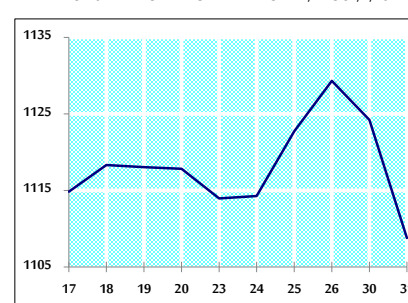
### VALUE TRADED BY SECTOR MONDAY 31/1/2022



### GENERAL FREE FLOAT PRICE INDEX FROM 17/1 TO 31/1/2022



### ASE20 FREE FLOAT PRICE INDEX FROM 17/1 TO 31/1/2022



### GENERAL PRICE INDEX FROM 17/1 TO 31/1/2022

