

## Daily Summary for Amman Stock Exchange

### VALUE TRADED (JD)

	2021	2022	NET CHANGE	CHANGE (%)
Daily	5,521,531	4,492,258	-1,029,273	-18.64%
Cumulative (2/1-24/1)	188,828,962	90,038,410	-98,790,552	-52.32%
Cumulative (2/1-24/1)	188,828,962	90,038,410	-98,790,552	-52.32%

### NO. OF SHARES TRADED

	2021	2022	NET CHANGE	CHANGE (%)
Daily	5,978,306	4,777,620	-1,200,686	-20.08%
Cumulative (2/1-24/1)	175,779,812	69,926,370	-105,853,442	-60.22%
Cumulative (2/1-24/1)	175,779,812	69,926,370	-105,853,442	-60.22%

### NO. OF TRANSACTIONS

	2021	2022	NET CHANGE	CHANGE (%)
Daily	3,212	2,588	-624	-19.43%
Cumulative (2/1-24/1)	53,045	49,236	-3,809	-7.18%
Cumulative (2/1-24/1)	53,045	49,236	-3,809	-7.18%

### SOME FINANCIAL RATIOS FOR THE ASE (24/1/2022)

SECTOR	P/E	P/BV	DIVIDEND YIELD (%)	TURNOVER (%)
FINANCIAL	36.011	0.894	3.181	0.075
SERVICES	-	1.288	2.222	0.073
INDUSTRY	28.493	2.136	2.629	0.088
OVERALL	37.927	1.141	2.888	0.076

### STOCK PRICE INDEX WEIGHTED BY FREE FLOAT MARKET CAPITALIZATION (1999=1000)

	SUNDAY 23/01/2022	MONDAY 24/01/2022	% CHANGE	
			DAY BEFORE	YTD
GENERAL	2177.3	2175.9	-0.07%	2.70%
FINANCIAL	2698.0	2702.1	0.15%	3.75%
SERVICES	1354.1	1347.8	-0.46%	1.54%
INDUSTRY	3664.8	3651.0	-0.38%	-0.41%

### STOCK PRICE INDEX WEIGHTED BY FREE FLOAT MARKET CAPITALIZATION ASE20 (2014=1000)

	1114.0	1114.3	0.03%	3.72%
--	--------	--------	-------	-------

### STOCK PRICE INDEX WEIGHTED BY MARKET CAPITALIZATION (1991=1000)

	SUNDAY 23/01/2022	MONDAY 24/01/2022	% CHANGE	
			DAY BEFORE	YTD
GENERAL	4108.6	4105.3	-0.08%	2.50%
BANKS	6798.8	6814.2	0.23%	3.77%
INSURANCE	1380.9	1380.2	-0.05%	3.90%
SERVICES	797.0	795.3	-0.21%	1.65%
INDUSTRY	4758.3	4734.0	-0.51%	0.71%

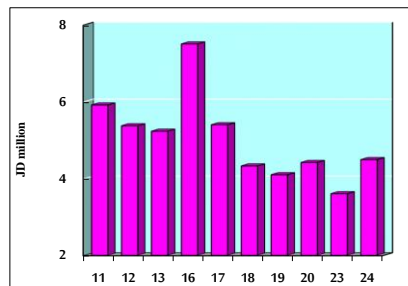
### STOCK PRICE MARKET INDEX WEIGHTED BY FREE FLOAT MARKET CAP. (2012=1000)

	WEDNESDAY 19/01/2022	MONDAY 24/01/2022	% CHANGE	
			DAY BEFORE	YTD
FIRST MARKET	1183.8	1183.4	-0.04%	3.36%
SECOND MARKET	927.6	923.4	-0.45%	-1.40%

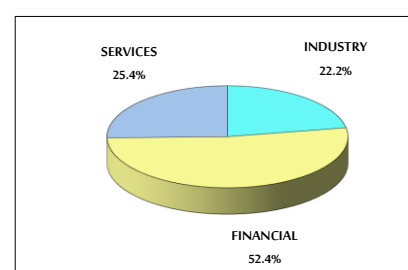
### MARKET CAPITALIZATION (JD)

	15,845,770,846	15,832,094,307	-0.09%	2.17%
--	----------------	----------------	--------	-------

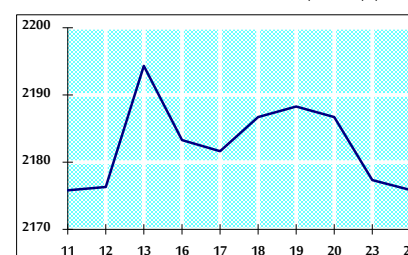
### VALUE TRADED FROM 11/1 TO 24/1/2022



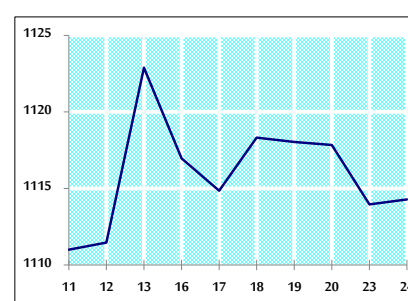
### VALUE TRADED BY SECTOR MONDAY 24/1/2022



### GENERAL FREE FLOAT PRICE INDEX FROM 11/1 TO 24/1/2022



### ASE20 FREE FLOAT PRICE INDEX FROM 11/1 TO 24/1/2022



### GENERAL PRICE INDEX FROM 11/1 TO 24/1/2022

