

Daily Summary for Amman Stock Exchange

VALUE TRADED (JD)

	2021	2022	NET CHANGE	CHANGE (%)
Daily	6,691,921	3,604,502	-3,087,419	-46.14%
Cumulative (2/1-23/1)	183,307,431	85,546,152	-97,761,279	-53.33%
Cumulative (2/1-23/1)	183,307,431	85,546,152	-97,761,279	-53.33%

NO. OF SHARES TRADED

	2021	2022	NET CHANGE	CHANGE (%)
Daily	6,934,851	3,078,840	-3,856,011	-55.60%
Cumulative (2/1-23/1)	169,801,506	65,148,750	-104,652,756	-61.63%
Cumulative (2/1-23/1)	169,801,506	65,148,750	-104,652,756	-61.63%

NO. OF TRANSACTIONS

	2021	2022	NET CHANGE	CHANGE (%)
Daily	3,096	2,698	-398	-12.86%
Cumulative (2/1-23/1)	49,833	46,648	-3,185	-6.39%
Cumulative (2/1-23/1)	49,833	46,648	-3,185	-6.39%

SOME FINANCIAL RATIOS FOR THE ASE (23/1/2022)

SECTOR	P/E	P/BV	DIVIDEND YIELD (%)	TURNOVER (%)
FINANCIAL	35.958	0.892	3.186	0.045
SERVICES	-	1.291	2.216	0.056
INDUSTRY	28.624	2.145	2.616	0.059
OVERALL	37.957	1.142	2.885	0.049

STOCK PRICE INDEX WEIGHTED BY FREE FLOAT MARKET CAPITALIZATION (1999=1000)

	THURSDAY 20/01/2022	SUNDAY 23/01/2022	% CHANGE	
			DAY BEFORE	YTD
GENERAL	2186.7	2177.3	-0.43%	2.77%
FINANCIAL	2703.5	2698.0	-0.20%	3.59%
SERVICES	1365.6	1354.1	-0.85%	2.01%
INDUSTRY	3685.0	3664.8	-0.55%	-0.03%

STOCK PRICE INDEX WEIGHTED BY FREE FLOAT MARKET CAPITALIZATION ASE20 (2014=1000)

	1117.8	1114.0	-0.35%	3.69%
--	--------	--------	--------	-------

STOCK PRICE INDEX WEIGHTED BY MARKET CAPITALIZATION (1991=1000)

	THURSDAY 20/01/2022	SUNDAY 23/01/2022	% CHANGE	
			DAY BEFORE	YTD
GENERAL	4128.5	4108.6	-0.48%	2.58%
BANKS	6825.1	6798.8	-0.39%	3.54%
INSURANCE	1378.8	1380.9	0.15%	3.95%
SERVICES	805.1	797.0	-1.01%	1.86%
INDUSTRY	4778.7	4758.3	-0.43%	1.23%

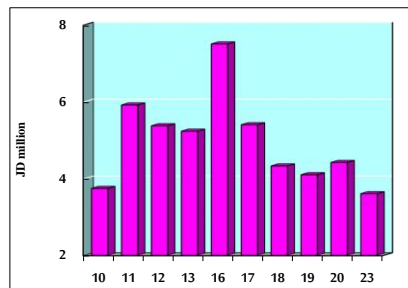
STOCK PRICE MARKET INDEX WEIGHTED BY FREE FLOAT MARKET CAP. (2012=1000)

	WEDNESDAY 19/01/2022	SUNDAY 23/01/2022	% CHANGE	
			DAY BEFORE	YTD
FIRST MARKET	1188.3	1183.8	-0.37%	3.40%
SECOND MARKET	934.1	927.6	-0.69%	-0.95%

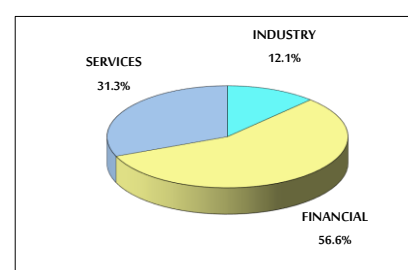
MARKET CAPITALIZATION (JD)

	15,918,442,174	15,845,770,846	-0.46%	2.26%
--	----------------	----------------	--------	-------

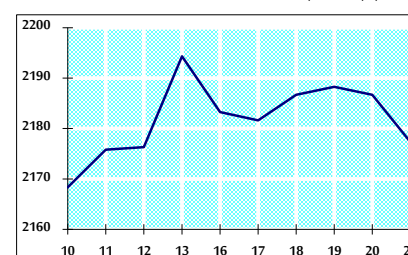
VALUE TRADED FROM 10/1 TO 23/1/2022



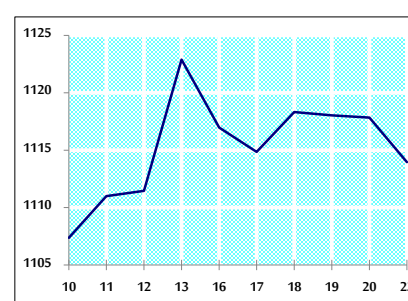
VALUE TRADED BY SECTOR SUNDAY 23/1/2022



GENERAL FREE FLOAT PRICE INDEX FROM 10/1 TO 23/1/2022



ASE20 FREE FLOAT PRICE INDEX FROM 10/1 TO 23/1/2022



GENERAL PRICE INDEX FROM 10/1 TO 23/1/2022

