

Daily Summary for Amman Stock Exchange

VALUE TRADED (JD)

	2021	2022	NET CHANGE	CHANGE (%)
Daily	65,095,373	4,098,907	-60,996,466	-93.70%
Cumulative (2/1-19/1)	170,953,746	77,523,684	-93,430,062	-54.65%
Cumulative (2/1-19/1)	170,953,746	77,523,684	-93,430,062	-54.65%

NO. OF SHARES TRADED

	2021	2022	NET CHANGE	CHANGE (%)
Daily	19,411,341	3,395,717	-16,015,624	-82.51%
Cumulative (2/1-19/1)	156,294,467	58,343,339	-97,951,128	-62.67%
Cumulative (2/1-19/1)	156,294,467	58,343,339	-97,951,128	-62.67%

NO. OF TRANSACTIONS

	2021	2022	NET CHANGE	CHANGE (%)
Daily	3,138	2,858	-280	-8.92%
Cumulative (2/1-19/1)	43,358	41,085	-2,273	-5.24%
Cumulative (2/1-19/1)	43,358	41,085	-2,273	-5.24%

SOME FINANCIAL RATIOS FOR THE ASE (19/1/2022)

SECTOR	P/E	P/BV	DIVIDEND YIELD (%)	TURNOVER (%)
FINANCIAL	36.110	0.896	3.173	0.053
SERVICES	-	1.305	2.193	0.056
INDUSTRY	28.591	2.143	2.620	0.056
OVERALL	38.099	1.146	2.875	0.054

STOCK PRICE INDEX WEIGHTED BY FREE FLOAT MARKET CAPITALIZATION (1999=1000)

	TUESDAY 18/01/2022	WEDNESDAY 19/01/2022	% CHANGE	
			DAY BEFORE	YTD
GENERAL	2186.7	2188.3	0.07%	3.29%
FINANCIAL	2706.9	2707.9	0.04%	3.97%
SERVICES	1362.2	1364.2	0.15%	2.77%
INDUSTRY	3675.9	3683.8	0.22%	0.49%

STOCK PRICE INDEX WEIGHTED BY FREE FLOAT MARKET CAPITALIZATION ASE20 (2014=1000)

	1118.3	1118.0	-0.03%	4.07%
--	--------	--------	--------	-------

STOCK PRICE INDEX WEIGHTED BY MARKET CAPITALIZATION (1991=1000)

	TUESDAY 18/01/2022	WEDNESDAY 19/01/2022	% CHANGE	
			DAY BEFORE	YTD
GENERAL	4119.2	4124.0	0.12%	2.96%
BANKS	6827.1	6827.1	0.00%	3.97%
INSURANCE	1377.1	1378.0	0.06%	3.73%
SERVICES	805.5	805.8	0.03%	2.99%
INDUSTRY	4742.8	4758.9	0.34%	1.24%

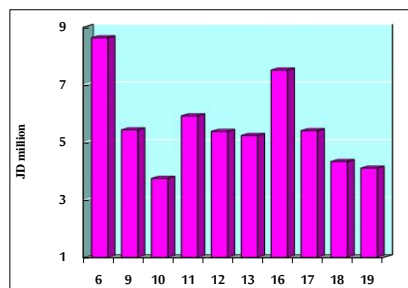
STOCK PRICE MARKET INDEX WEIGHTED BY FREE FLOAT MARKET CAP. (2012=1000)

	TUESDAY 18/01/2022	WEDNESDAY 19/01/2022	% CHANGE	
			DAY BEFORE	YTD
FIRST MARKET	1188.3	1188.3	-0.01%	3.79%
SECOND MARKET	934.8	939.1	0.45%	0.27%

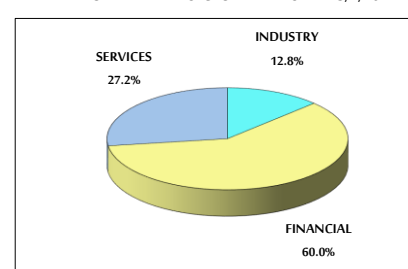
MARKET CAPITALIZATION (JD)

	15,879,601,908	15,901,794,333	0.14%	2.62%
--	----------------	----------------	-------	-------

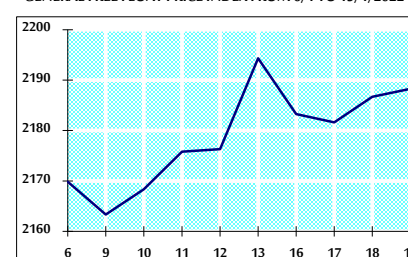
VALUE TRADED FROM 6/1 TO 19/1/2022



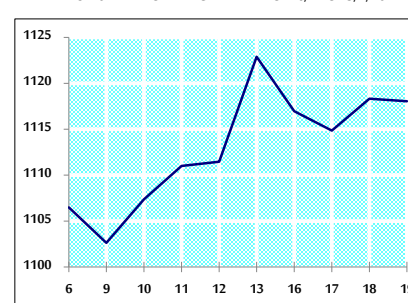
VALUE TRADED BY SECTOR WEDNESDAY 19/1/2022



GENERAL FREE FLOAT PRICE INDEX FROM 6/1 TO 19/1/2022



ASE20 FREE FLOAT PRICE INDEX FROM 6/1 TO 19/1/2022



GENERAL PRICE INDEX FROM 6/1 TO 19/1/2022

