

## Daily Summary for Amman Stock Exchange

### VALUE TRADED (JD)

	2020	2021	NET CHANGE	CHANGE (%)
Daily	10,901,694	5,160,762	-5,740,932	-52.66%
Cumulative (1/12-14/12)	79,545,203	52,352,027	-27,193,176	-34.19%
Cumulative (3/1-14/12)	947,167,538	1,857,304,169	910,136,631	96.09%

### NO. OF SHARES TRADED

	2020	2021	NET CHANGE	CHANGE (%)
Daily	8,314,922	5,980,170	-2,334,752	-28.08%
Cumulative (1/12-14/12)	75,137,773	46,060,034	-29,077,739	-38.70%
Cumulative (3/1-14/12)	1,049,531,596	1,465,928,782	416,397,186	39.67%

### NO. OF TRANSACTIONS

	2020	2021	NET CHANGE	CHANGE (%)
Daily	2,591	2,761	170	6.56%
Cumulative (1/12-14/12)	23,410	30,106	6,696	28.60%
Cumulative (3/1-14/12)	392,473	783,752	391,279	99.70%

### SOME FINANCIAL RATIOS FOR THE ASE (14/12/2021)

SECTOR	P/E	P/BV	DIVIDEND YIELD (%)	TURNOVER (%)
FINANCIAL	34.111	0.847	3.359	0.049
SERVICES	-	1.272	2.247	0.099
INDUSTRY	27.929	2.093	2.676	0.360
OVERALL	36.801	1.098	3.025	0.095

### STOCK PRICE INDEX WEIGHTED BY FREE FLOAT MARKET CAPITALIZATION (1999=1000)

	MONDAY 13/12/2021	TUESDAY 14/12/2021	% CHANGE	
			DAY BEFORE	YTD
GENERAL	2086.4	2087.6	0.06%	25.97%
FINANCIAL	2546.5	2545.8	-0.03%	17.23%
SERVICES	1333.8	1332.4	-0.10%	16.06%
INDUSTRY	3615.5	3634.8	0.53%	71.48%

### STOCK PRICE INDEX WEIGHTED BY FREE FLOAT MARKET CAPITALIZATION ASE20 (2014=1000)

	1054.9	1056.3	0.13%	30.98%
--	--------	--------	-------	--------

### STOCK PRICE INDEX WEIGHTED BY MARKET CAPITALIZATION (1991=1000)

	MONDAY 13/12/2021	TUESDAY 14/12/2021	% CHANGE	
			DAY BEFORE	YTD
GENERAL	3931.4	3949.6	0.46%	29.51%
BANKS	6363.1	6398.5	0.56%	18.26%
INSURANCE	1349.0	1356.3	0.54%	3.60%
SERVICES	797.6	791.5	-0.77%	12.39%
INDUSTRY	4626.7	4664.7	0.82%	65.53%

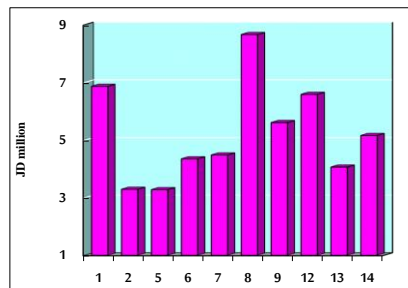
### STOCK PRICE MARKET INDEX WEIGHTED BY FREE FLOAT MARKET CAP. (2012=1000)

	MONDAY 13/12/2021	TUESDAY 14/12/2021	% CHANGE	
			DAY BEFORE	YTD
FIRST MARKET	1125.0	1126.5	0.13%	29.72%
SECOND MARKET	940.6	934.0	-0.69%	7.19%

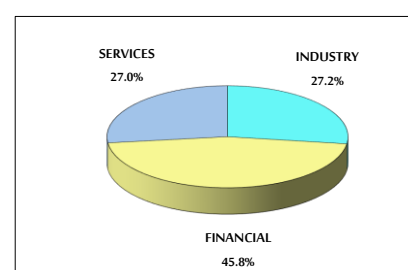
### MARKET CAPITALIZATION (JD)

	15,232,216,625	15,297,884,496	0.43%	18.52%
--	----------------	----------------	-------	--------

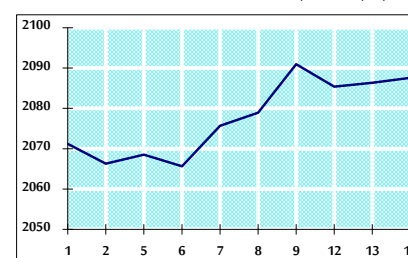
### VALUE TRADED FROM 1/12 TO 14/12/2021



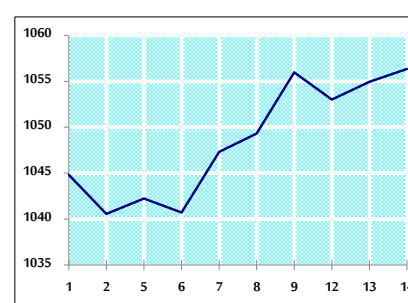
### VALUE TRADED BY SECTOR TUESDAY 14/12/2021



### GENERAL FREE FLOAT PRICE INDEX FROM 1/12 TO 14/12/2021



### ASE20 FREE FLOAT PRICE INDEX FROM 1/12 TO 14/12/2021



### GENERAL PRICE INDEX FROM 1/12 TO 14/12/2021

