

Daily Summary for Amman Stock Exchange

VALUE TRADED (JD)

	2020	2021	NET CHANGE	CHANGE (%)
Daily	16,021,306	8,976,630	-7,044,676	-43.97%
Cumulative (1/12-30/12)	181,202,356	158,644,405	-22,557,951	-12.45%
Cumulative (3/1-30/12)	1,048,824,691	1,963,596,547	914,771,856	87.22%

NO. OF SHARES TRADED

	2020	2021	NET CHANGE	CHANGE (%)
Daily	14,091,812	6,969,754	-7,122,058	-50.54%
Cumulative (1/12-30/12)	168,353,335	118,338,564	-50,014,771	-29.71%
Cumulative (3/1-30/12)	1,142,747,158	1,538,207,312	395,460,154	34.61%

NO. OF TRANSACTIONS

	2020	2021	NET CHANGE	CHANGE (%)
Daily	3,337	3,007	-330	-9.89%
Cumulative (1/12-30/12)	51,962	64,688	12,726	24.49%
Cumulative (3/1-30/12)	421,025	818,334	397,309	94.37%

SOME FINANCIAL RATIOS FOR THE ASE (30/12/2021)

SECTOR	P/E	P/BV	DIVIDEND YIELD (%)	TURNOVER (%)
FINANCIAL	34.807	0.864	3.292	0.092
SERVICES	-	1.264	2.264	0.142
INDUSTRY	28.187	2.112	2.651	0.168
OVERALL	37.320	1.114	2.983	0.111

STOCK PRICE INDEX WEIGHTED BY FREE FLOAT MARKET CAPITALIZATION (1999=1000)

	WEDNESDAY 29/12/2021	THURSDAY 30/12/2021	% CHANGE	
			DAY BEFORE	YTD
GENERAL	2116.6	2118.6	0.10%	27.84%
FINANCIAL	2602.3	2604.5	0.08%	19.93%
SERVICES	1321.3	1327.4	0.46%	15.63%
INDUSTRY	3676.8	3665.9	-0.30%	72.94%

STOCK PRICE INDEX WEIGHTED BY FREE FLOAT MARKET CAPITALIZATION ASE20 (2014=1000)

	1074.0	1074.4	0.03%	33.21%
--	--------	--------	-------	--------

STOCK PRICE INDEX WEIGHTED BY MARKET CAPITALIZATION (1991=1000)

	WEDNESDAY 29/12/2021	THURSDAY 30/12/2021	% CHANGE	
			DAY BEFORE	YTD
GENERAL	4004.0	4005.3	0.03%	31.34%
BANKS	6525.0	6566.4	0.63%	21.36%
INSURANCE	1329.8	1328.3	-0.11%	1.46%
SERVICES	784.7	782.4	-0.30%	11.09%
INDUSTRY	4735.4	4700.5	-0.74%	66.80%

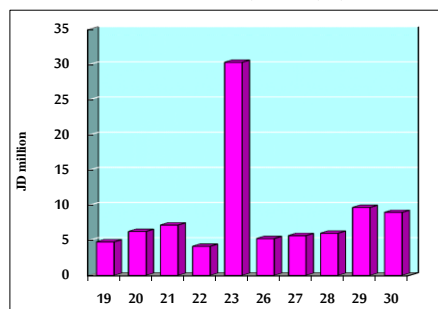
STOCK PRICE MARKET INDEX WEIGHTED BY FREE FLOAT MARKET CAP. (2012=1000)

	WEDNESDAY 29/12/2021	THURSDAY 30/12/2021	% CHANGE	
			DAY BEFORE	YTD
FIRST MARKET	1144.1	1144.9	0.07%	31.85%
SECOND MARKET	934.6	936.6	0.21%	7.48%

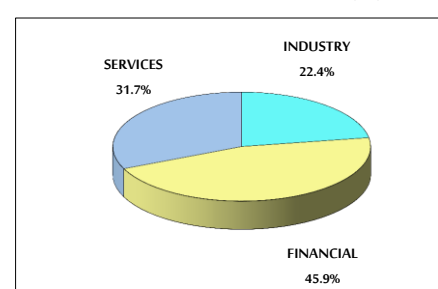
MARKET CAPITALIZATION (JD)

	15,494,325,929	15,495,675,682	0.01%	20.05%
--	----------------	----------------	-------	--------

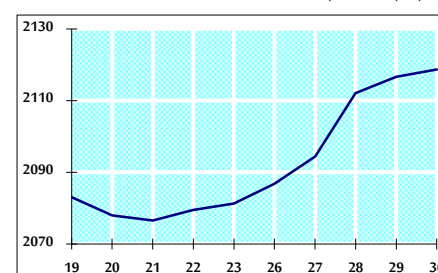
VALUE TRADED FROM 19/12 TO 30/12/2021



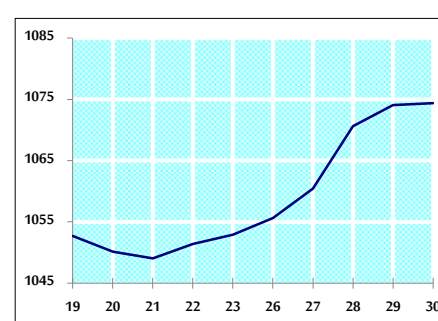
VALUE TRADED BY SECTOR THURSDAY 30/12/2021



GENERAL FREE FLOAT PRICE INDEX FROM 19/12 TO 30/12/2021



ASE20 FREE FLOAT PRICE INDEX FROM 19/12 TO 30/12/2021



GENERAL PRICE INDEX FROM 19/12 TO 30/12/2021

