

Daily Summary for Amman Stock Exchange

VALUE TRADED (JD)

	2020	2021	NET CHANGE	CHANGE (%)
Daily	8,821,818	30,313,214	21,491,396	243.62%
Cumulative (1/12-23/12)	117,994,641	123,060,045	5,065,404	4.29%
Cumulative (3/1-23/12)	985,616,976	1,928,012,187	942,395,211	95.61%

NO. OF SHARES TRADED

	2020	2021	NET CHANGE	CHANGE (%)
Daily	8,339,206	10,563,398	2,224,192	26.67%
Cumulative (1/12-23/12)	112,567,841	89,546,837	-23,021,004	-20.45%
Cumulative (3/1-23/12)	1,086,961,664	1,509,415,585	422,453,921	38.87%

NO. OF TRANSACTIONS

	2020	2021	NET CHANGE	CHANGE (%)
Daily	1,639	2,600	961	58.63%
Cumulative (1/12-23/12)	36,179	50,029	13,850	38.28%
Cumulative (3/1-23/12)	405,242	803,675	398,433	98.32%

SOME FINANCIAL RATIOS FOR THE ASE (23/12/2021)

SECTOR	P/E	P/BV	DIVIDEND YIELD (%)	TURNOVER (%)
FINANCIAL	33.964	0.843	3.373	0.199
SERVICES	-	1.255	2.277	0.126
INDUSTRY	27.862	2.088	2.682	0.061
OVERALL	36.600	1.092	3.041	0.168

STOCK PRICE INDEX WEIGHTED BY FREE FLOAT MARKET CAPITALIZATION (1999=1000)

	WEDNESDAY 22/12/2021	THURSDAY 23/12/2021	% CHANGE	
			DAY BEFORE	YTD
GENERAL	2079.5	2081.3	0.09%	25.59%
FINANCIAL	2543.8	2551.9	0.32%	17.51%
SERVICES	1323.9	1317.6	-0.48%	14.77%
INDUSTRY	3604.9	3605.6	0.02%	70.10%

STOCK PRICE INDEX WEIGHTED BY FREE FLOAT MARKET CAPITALIZATION ASE20 (2014=1000)

	1051.4	1052.9	0.14%	30.55%
--	--------	--------	-------	--------

STOCK PRICE INDEX WEIGHTED BY MARKET CAPITALIZATION (1991=1000)

	WEDNESDAY 22/12/2021	THURSDAY 23/12/2021	% CHANGE	
			DAY BEFORE	YTD
GENERAL	3918.2	3928.0	0.25%	28.81%
BANKS	6354.0	6371.7	0.28%	17.76%
INSURANCE	1327.9	1332.7	0.36%	1.80%
SERVICES	786.4	780.6	-0.73%	10.85%
INDUSTRY	4620.0	4648.2	0.61%	64.94%

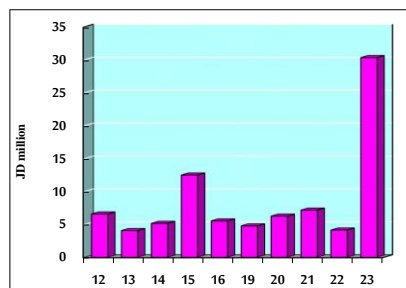
STOCK PRICE MARKET INDEX WEIGHTED BY FREE FLOAT MARKET CAP. (2012=1000)

	WEDNESDAY 22/12/2021	THURSDAY 23/12/2021	% CHANGE	
			DAY BEFORE	YTD
FIRST MARKET	1121.0	1122.5	0.13%	29.26%
SECOND MARKET	936.2	932.6	-0.39%	7.03%

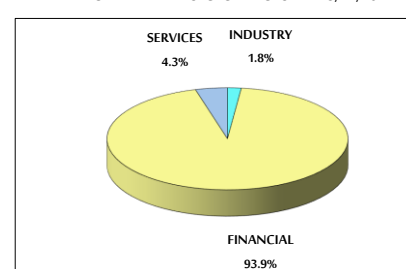
MARKET CAPITALIZATION (JD)

	15,186,208,296	15,221,172,985	0.23%	17.92%
--	----------------	----------------	-------	--------

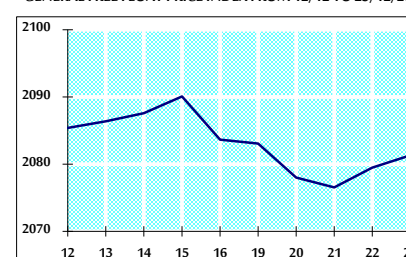
VALUE TRADED FROM 12/12 TO 23/12/2021



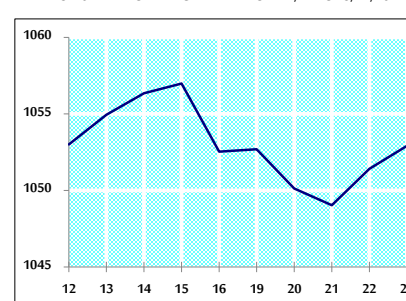
VALUE TRADED BY SECTOR THURSDAY 23/12/2021



GENERAL FREE FLOAT PRICE INDEX FROM 12/12 TO 23/12/2021



ASE20 FREE FLOAT PRICE INDEX FROM 12/12 TO 23/12/2021



GENERAL PRICE INDEX FROM 12/12 TO 23/12/2021

