

Daily Summary for Amman Stock Exchange

VALUE TRADED (JD)

	2020	2021	NET CHANGE	CHANGE (%)
Daily	4,135,802	7,173,109	3,037,307	73.44%
Cumulative (1/12-21/12)	102,959,489	88,599,585	-14,359,904	-13.95%
Cumulative (3/1-21/12)	970,581,824	1,893,551,727	922,969,903	95.09%

NO. OF SHARES TRADED

	2020	2021	NET CHANGE	CHANGE (%)
Daily	4,036,543	5,835,440	1,798,897	44.57%
Cumulative (1/12-21/12)	97,707,943	75,536,511	-22,171,432	-22.69%
Cumulative (3/1-21/12)	1,072,101,766	1,495,405,259	423,303,493	39.48%

NO. OF TRANSACTIONS

	2020	2021	NET CHANGE	CHANGE (%)
Daily	2,025	2,720	695	34.32%
Cumulative (1/12-21/12)	32,632	44,816	12,184	37.34%
Cumulative (3/1-21/12)	401,695	798,462	396,767	98.77%

SOME FINANCIAL RATIOS FOR THE ASE (21/12/2021)

SECTOR	P/E	P/BV	DIVIDEND YIELD (%)	TURNOVER (%)
FINANCIAL	33.859	0.840	3.384	0.113
SERVICES	-	1.269	2.253	0.031
INDUSTRY	27.495	2.061	2.718	0.084
OVERALL	36.434	1.087	3.055	0.093

STOCK PRICE INDEX WEIGHTED BY FREE FLOAT MARKET CAPITALIZATION (1999=1000)

	MONDAY 20/12/2021	TUESDAY 21/12/2021	% CHANGE	
			DAY BEFORE	YTD
GENERAL	2078.0	2076.5	-0.07%	25.30%
FINANCIAL	2540.6	2539.9	-0.03%	16.96%
SERVICES	1325.7	1326.3	0.04%	15.53%
INDUSTRY	3604.9	3589.3	-0.43%	69.33%

STOCK PRICE INDEX WEIGHTED BY FREE FLOAT MARKET CAPITALIZATION ASE20 (2014=1000)

	1050.1	1049.0	-0.10%	30.07%
--	--------	--------	--------	--------

STOCK PRICE INDEX WEIGHTED BY MARKET CAPITALIZATION (1991=1000)

	MONDAY 20/12/2021	TUESDAY 21/12/2021	% CHANGE	
			DAY BEFORE	YTD
GENERAL	3918.8	3910.3	-0.22%	28.22%
BANKS	6356.1	6344.7	-0.18%	17.26%
INSURANCE	1353.1	1349.8	-0.24%	3.10%
SERVICES	789.2	789.8	0.07%	12.15%
INDUSTRY	4610.6	4592.1	-0.40%	62.96%

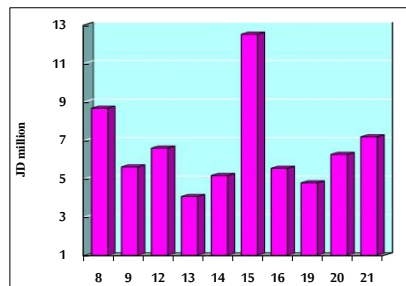
STOCK PRICE MARKET INDEX WEIGHTED BY FREE FLOAT MARKET CAP. (2012=1000)

	MONDAY 20/12/2021	TUESDAY 21/12/2021	% CHANGE	
			DAY BEFORE	YTD
FIRST MARKET	1120.2	1119.2	-0.09%	28.88%
SECOND MARKET	936.6	936.2	-0.05%	7.44%

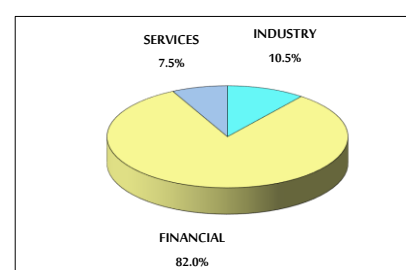
MARKET CAPITALIZATION (JD)

	15,191,546,906	15,160,271,319	-0.21%	17.45%
--	----------------	----------------	--------	--------

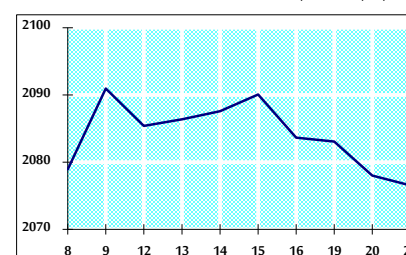
VALUE TRADED FROM 8/12 TO 21/12/2021



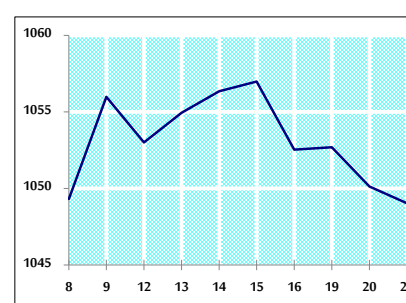
VALUE TRADED BY SECTOR TUESDAY 21/12/2021



GENERAL FREE FLOAT PRICE INDEX FROM 8/12 TO 21/12/2021



ASE20 FREE FLOAT PRICE INDEX FROM 8/12 TO 21/12/2021



GENERAL PRICE INDEX FROM 8/12 TO 21/12/2021

