

Daily Summary for Amman Stock Exchange

VALUE TRADED (JD)

	2020	2021	NET CHANGE	CHANGE (%)
Daily	4,782,235	5,535,613	753,378	15.75%
Cumulative (1/12-16/12)	90,365,312	70,391,037	-19,974,275	-22.10%
Cumulative (3/1-16/12)	957,987,647	1,875,343,179	917,355,532	95.76%

NO. OF SHARES TRADED

	2020	2021	NET CHANGE	CHANGE (%)
Daily	3,724,361	5,009,319	1,284,958	34.50%
Cumulative (1/12-16/12)	85,030,364	60,061,741	-24,968,623	-29.36%
Cumulative (3/1-16/12)	1,059,424,187	1,479,930,489	420,506,302	39.69%

NO. OF TRANSACTIONS

	2020	2021	NET CHANGE	CHANGE (%)
Daily	1,765	3,160	1,395	79.04%
Cumulative (1/12-16/12)	27,053	36,608	9,555	35.32%
Cumulative (3/1-16/12)	396,116	790,254	394,138	99.50%

SOME FINANCIAL RATIOS FOR THE ASE (16/12/2021)

SECTOR	P/E	P/BV	DIVIDEND YIELD (%)	TURNOVER (%)
FINANCIAL	33.905	0.841	3.379	0.068
SERVICES	-	1.272	2.246	0.091
INDUSTRY	27.921	2.093	2.676	0.127
OVERALL	36.658	1.094	3.037	0.080

STOCK PRICE INDEX WEIGHTED BY FREE FLOAT MARKET CAPITALIZATION (1999=1000)

	WEDNESDAY 15/12/2021	THURSDAY 16/12/2021	% CHANGE	
			DAY BEFORE	YTD
GENERAL	2090.1	2083.6	-0.31%	25.73%
FINANCIAL	2545.1	2539.9	-0.20%	16.96%
SERVICES	1338.3	1331.7	-0.49%	16.00%
INDUSTRY	3644.8	3637.5	-0.20%	71.60%

STOCK PRICE INDEX WEIGHTED BY FREE FLOAT MARKET CAPITALIZATION ASE20 (2014=1000)

	1057.0	1052.5	-0.42%	30.51%
--	--------	--------	--------	--------

STOCK PRICE INDEX WEIGHTED BY MARKET CAPITALIZATION (1991=1000)

	WEDNESDAY 15/12/2021	THURSDAY 16/12/2021	% CHANGE	
			DAY BEFORE	YTD
GENERAL	3954.0	3934.3	-0.50%	29.01%
BANKS	6393.0	6352.3	-0.64%	17.40%
INSURANCE	1357.7	1350.5	-0.53%	3.16%
SERVICES	791.3	792.4	0.13%	12.51%
INDUSTRY	4686.3	4661.1	-0.54%	65.40%

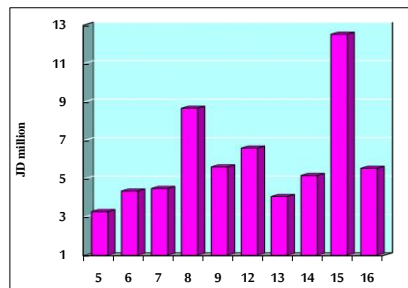
STOCK PRICE MARKET INDEX WEIGHTED BY FREE FLOAT MARKET CAP. (2012=1000)

	WEDNESDAY 15/12/2021	THURSDAY 16/12/2021	% CHANGE	
			DAY BEFORE	YTD
FIRST MARKET	1127.5	1122.8	-0.42%	29.30%
SECOND MARKET	934.4	940.6	0.67%	7.95%

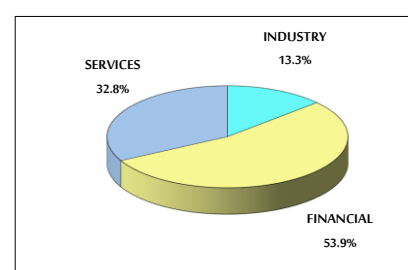
MARKET CAPITALIZATION (JD)

	15,317,305,290	15,246,656,424	-0.46%	18.12%
--	----------------	----------------	--------	--------

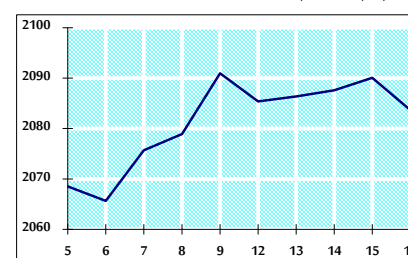
VALUE TRADED FROM 5/12 TO 16/12/2021



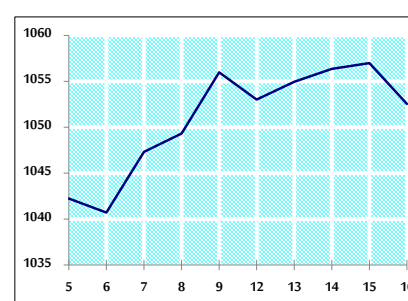
VALUE TRADED BY SECTOR THURSDAY 16/12/2021



GENERAL FREE FLOAT PRICE INDEX FROM 5/12 TO 16/12/2021



ASE20 FREE FLOAT PRICE INDEX FROM 5/12 TO 16/12/2021



GENERAL PRICE INDEX FROM 5/12 TO 16/12/2021

