

Daily Summary for Amman Stock Exchange

VALUE TRADED (JD)

	2020	2021	NET CHANGE	CHANGE (%)
Daily	7,375,353	3,293,540	-4,081,813	-55.34%
Cumulative (1/12-2/12)	13,410,085	10,157,106	-3,252,979	-24.26%
Cumulative (3/1-2/12)	881,032,420	1,815,109,248	934,076,828	106.02%

NO. OF SHARES TRADED

	2020	2021	NET CHANGE	CHANGE (%)
Daily	8,593,794	2,830,066	-5,763,728	-67.07%
Cumulative (1/12-2/12)	15,500,959	8,381,589	-7,119,370	-45.93%
Cumulative (3/1-2/12)	989,894,782	1,428,250,337	438,355,555	44.28%

NO. OF TRANSACTIONS

	2020	2021	NET CHANGE	CHANGE (%)
Daily	2,246	2,863	617	27.47%
Cumulative (1/12-2/12)	4,983	6,035	1,052	21.11%
Cumulative (3/1-2/12)	374,046	759,681	385,635	103.10%

SOME FINANCIAL RATIOS FOR THE ASE (2/12/2021)

SECTOR	P/E	P/BV	DIVIDEND YIELD (%)	TURNOVER (%)
FINANCIAL	33.756	0.838	3.394	0.040
SERVICES	-	1.268	2.254	0.047
INDUSTRY	27.661	2.073	2.701	0.071
OVERALL	36.423	1.087	3.056	0.045

STOCK PRICE INDEX WEIGHTED BY FREE FLOAT MARKET CAPITALIZATION (1999=1000)

	WEDNESDAY 01/12/2021	THURSDAY 02/12/2021	% CHANGE	
			DAY BEFORE	YTD
GENERAL	2071.2	2066.3	-0.24%	24.68%
FINANCIAL	2523.1	2518.5	-0.18%	15.97%
SERVICES	1326.9	1326.0	-0.07%	15.51%
INDUSTRY	3620.1	3598.5	-0.60%	69.76%

STOCK PRICE INDEX WEIGHTED BY FREE FLOAT MARKET CAPITALIZATION ASE20 (2014=1000)

	1044.8	1040.6	-0.41%	29.02%
--	--------	--------	--------	--------

STOCK PRICE INDEX WEIGHTED BY MARKET CAPITALIZATION (1991=1000)

	WEDNESDAY 01/12/2021	THURSDAY 02/12/2021	% CHANGE	
			DAY BEFORE	YTD
GENERAL	3919.1	3909.0	-0.26%	28.18%
BANKS	6333.7	6317.2	-0.26%	16.75%
INSURANCE	1346.4	1360.8	1.07%	3.94%
SERVICES	790.3	791.0	0.08%	12.31%
INDUSTRY	4634.2	4612.3	-0.47%	63.67%

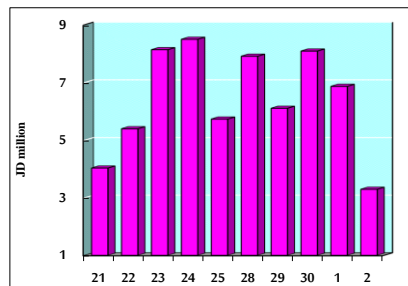
STOCK PRICE MARKET INDEX WEIGHTED BY FREE FLOAT MARKET CAP. (2012=1000)

	WEDNESDAY 01/12/2021	THURSDAY 02/12/2021	% CHANGE	
			DAY BEFORE	YTD
FIRST MARKET	1116.2	1112.9	-0.29%	28.16%
SECOND MARKET	933.5	935.1	0.17%	7.31%

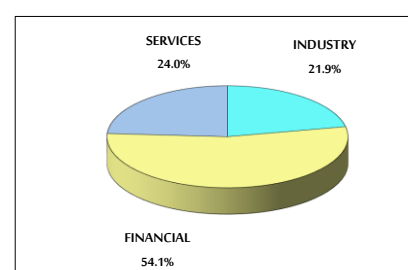
MARKET CAPITALIZATION (JD)

	15,197,201,663	15,160,329,434	-0.24%	17.45%
--	----------------	----------------	--------	--------

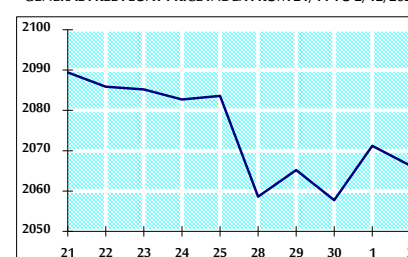
VALUE TRADED FROM 21/11 TO 2/12/2021



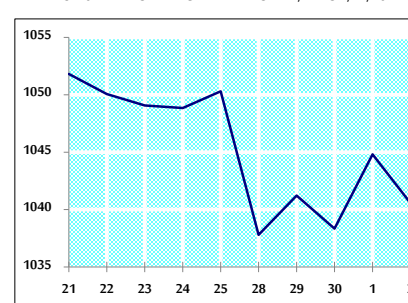
VALUE TRADED BY SECTOR THURSDAY 2/12/2021



GENERAL FREE FLOAT PRICE INDEX FROM 21/11 TO 2/12/2021



ASE20 FREE FLOAT PRICE INDEX FROM 21/11 TO 2/12/2021



GENERAL PRICE INDEX FROM 21/11 TO 2/12/2021

